

**REPORT**

**OF THE**

**SUB COMMITTEE**

**OF**

**THE CENTRAL BOARD OF TRUSTEES, EPF**

**ON**

**RESTRUCTURING IN EPFO**

The Sub-committee of the Central Board of Trustees, EPF met on 04.01.2016, 20.01.2016 and finally on 09.02.2016 to discuss the issue of Restricting in EPFO. The sub-committee have gone through the representations of Officers Association, Technical Officers Association, Section Officers Association, Staff Federation, Staff Union etc. and after in depth deliberation submitted the report.

(Heeralal Samariya)  
AS (L&E) & Chairman

(G. Sanjeeva Reddy)  
Member, CBT

(D.S. Negi)  
Director, SS, MoL&E

(M. Jagadishwara Rao)  
Member, CBT

(Dr. U.D. Choubey)  
Member, CBT

(Sushant Sen)  
Member, CBT

(Ravi Wig)  
Member, CBT

Addl. CPFC (HQ)  
Convener

## **SALIENT FEATURES OF THE REPORT OF ORGANISATIONAL RESTRUCTURING**

### **Assistant Provident Fund Commissioner**

- **Present Sanctioned Strength** – 540
- **Proposal** – Creation of 160 additional posts
- Creation of a new post of Dy. Provident Fund Commissioner with Grade Pay of Rs. 6,600/- for ensuring promotional avenues to 60% of the sanctioned strength of APFCs in 4 years by seniority-cum-fitness.

### **Regional Provident Fund Commissioner**

- **Present Sanctioned Strength** – 59 RPFC-I and 226 RPFC-II
- **Proposal** – In the restructuring, the post of RPFC Gr. I and RPFC Gr. II is merged and will be designated as Regional PF Commissioner and the combined strength is taken as **255** in the Grade Pay of **Rs. 7,600/-**.
- 30% of the officers strength of Dy PFC and RPFC will get NFSG and will be placed in the Grade Pay of Rs. 8,700/-.

### **Additional Central Provident Fund Commissioner**

- **Present Sanctioned Strength** – 15 posts of Addl. CPFC Gr. II and 10 posts of Addl. CPFC Gr. I
- **Proposal** – In the proposed restructuring, the post of Addl. CPFC Gr. I and Addl. CPFC Gr. II is merged and will be designated as **Addl. Central PF Commissioner** in the Grade Pay of Rs. 8,900/- and the combined strength is taken as 25.

### **Additional Central Provident Fund Commissioner (JS Level)**

- **Present Sanctioned Strength** – 2 Addl. CPFC (Hqrs.) and 2 JS Level Officers (FA&CAO & CVO) totalling four.
- **Proposal** – Creation of **8 posts** of Addl. CPFC (JS Level) which will also include 2 Addl. CPFC (JS Level) officers on deputation basis for Head Office. Five departmental Addl. CPFC (JS Level) officers is proposed to be posted in biggest Zonal Offices and one Addl. CPFC (JS Level) Officer is proposed to be posted at NATRSS.

### **Assistants (Head Office)**

- **Present Sanctioned Strength** – 151
- **Proposal** – In is proposed to **create 77 additional posts.**

### **Section Officer (Head Office)**

- **Present Sanctioned Strength** – 87
- **Proposal** – In is proposed to **create 18 additional posts.**

### **Social Security Assistant**

- **Present Sanctioned Strength** – 13633
- **Proposal** – It is proposed to have strength of 12500 SSAs. Initially they will be placed in the Grade Pay of Rs. 2,400/- and after four years of service they will be placed in the Grade Pay of Rs. 2,800/-.
- After another four years 60% of the SSA cadre will be promoted as Sr. SSA in Grade Pay Rs. 4,200/-.

### **Section Supervisor**

- **Present Sanctioned Strength** – 2680
- **Proposal** – It is proposed to create 17 additional posts of Section Supervisor and will have strength of 2697. They will be placed in the **higher Grade Pay of Rs. 4,600/-.**

### **Enforcement Officer / Accounts Officer**

- **Present Sanctioned Strength** – 2333
- **Proposal** – It is proposed to **create 736 additional posts** of EO / AO to cope up the additional requirement in the restructuring. They will be placed in the **Higher Grade Pay of Rs. 4,800/-**.

### **Secretarial Services**

- **Present Sanctioned Strength** – Steno 103, Personal Assistants 103, Private Secretary 52
- **Proposal** – It is proposed to **create 486 additional posts of Stenographer, 281 posts of Personal Assistants and 76 posts of Private Secretary.**
- It is proposed to **create an additional level of PPS with 7 posts.**

## **REPORT OF THE SUB-COMMITTEE OF THE CENTRAL BOARD OF TRUSTEES ON RESTRUCTURING IN EMPLOYEES' PROVIDENT FUND ORGANISATION**

-----

Hon'ble Chairman, CBT issued direction for a comprehensive restructuring of EPFO within the powers of Central Board of Trustees. Ministry of Labour and Employment, Government of India vide DO dated 22.01.2015 constituted a Committee comprising of Addl. Secretary (L&E), Central PF Commissioner, EPF Organisation, Director(SS), Ministry of Labour and Sri. V. Vijaya kumar, Addl. CPFC. The Committee deliberated on restructuring during the course of its meetings. The Committee also met the EPFO Officers' Association and Staff Federation and discussed various issues in this regard. Representations were also received from other associations/unions regarding restructuring of the Cadre. The Committee submitted two reports.

The Report of the Committee on restructuring of EPFO was placed before the CBT in its 210<sup>th</sup> (Spl.) meeting held on 9.12.2015 and it was decided to appoint a Sub-Committee of the CBT to look into the report submitted by the restructuring committee and make the final recommendations to the Board. Accordingly, a committee was constituted vide letter no.Conf.1(1)210<sup>th</sup> (Spl.) CBT(EPF)/2015/19717-19787 dated 28.12.2015.

EPFO placed various facts such as the workload of the organization in terms of coverage of employees, the establishments covered upto 31<sup>st</sup> March 2015, details of the claims settled, the details such as potential for coverage of new employees and also new establishments under provision of the Act and the new initiatives in computerization, before the Committee. EPFO also furnished the details of the posts of officers and staff sanctioned and in-position as on 31<sup>st</sup> March, 2015.

The last restructuring in EPFO was done as per the recommendations of XLRI.

### **1. Changes that took place in EPFO after XLRI report.**

- a) XLRI adopted number of establishments as well as service parameters for deciding the norms for creation of Offices. However, the emphasis was on service areas as the computerization has not taken off by that time. Subsequent to the submission of the XLRI report and of late, the service areas are being predominately handled by IT enabled systems. Accordingly, the dependence of human resources in service areas has come down drastically. Similarly, the compliance area is dependent on Human resources and lot of work is required to be done in compliance area to extend coverage to all the eligible persons. Hence, there is a need to relook at the norms suggested by XLRI and also revise the same.
- b) As per Section 5(D)7, the Board will have to decide the corresponding scales of pay in Central Government which is required to be extended to the employees of EPFO. This exercise is not undertaken for quite a long time. The EC in its 72<sup>nd</sup> Meeting has taken a decision to model EPFO cadre along the lines of Income Tax Department, which is approved by Ministry of Labour and Employment, Government of India vide letter DO No. A-11015/1/2005-SS-I dated 08.11.2007.
- c) The post of CPFC was upgraded to that of Secretary in Government of India in 2009. The CBT, EPF in its Special Meeting held on 18.9.2008 decided that once the post of CPFC is upgraded a separate proposal for upgradation of post below CPFC shall also be taken up. However, the present incumbent CPFC is of the rank of Addl. Central P.F. Commissioner.

### **2. EXISTING STRUCTURE**

EPFO presently has a four tier organizational structure:

- 1) EPF Headquarters at New Delhi
  - 2) EPF Zonal Headquarters at 10 locations across India
  - 3) EPF Regional Offices at 40 locations across India
  - 4) EPF Sub Regional Offices at 83 locations across India.
3. **EPF Headquarters** – Central PF Commissioner (CPFC) heads the Organisation. The post of CPFC was upgraded to the rank of AS/Secretary to Government of India in 2009. The EPF Headquarters performs monitoring & policy making functions. The Headquarters has following functional divisions:
- a) **Finance** – Headed by FA&CAO and **Vigilance** headed by the Chief Vigilance Officer in the rank of Joint Secretary to Government of India (Grade pay – Rs.10,000/). Officers in the grade of RPFC-I/ RPFC-II (Grade Pay – Rs.7600/Rs.6600/-) report to him. (equivalent to Deputy Secretary/Under Secretary)
  - b) **Pension & Compliance and International worker** – Headed by an officer in the rank of Additional CPFC (Grade Pay – Rs.10,000/-, equivalent to the rank of Joint Secretary) – Officers in the grade of RPFC-I/RPFC-II (Grade Pay of Rs.7600/Rs.6600/-) report to him (equivalent to Deputy Secretary/Under Secretary)
  - c) **HRM, Customer Service, Physical Facilities Division** – Headed by an Officer in the rank of Additional CPFC (Grade Pay Rs.10,000/-, equivalent to the rank of Joint Secretary) Officers in the grade of ACC-II/RPFC-I/RPFC-II (Grade Pay Rs.8700/Rs.7600/Rs.6600) report to him (equivalent to Director/Deputy Secretary/Under Secretary)
  - d) **Information Services Division** – Headed by an officer in the rank of Additional CPFC (Grade Pay Rs.8900/-, equivalent to the rank of Director). Officers in the grade of RPFC-I/RPFC-II (Grade Pay Rs.7600/Rs.6600) report to him (equivalent to Deputy Secretary/ Under Secretary). IS Division has technical cadre of Officers viz. Deputy/Assistant Director, Programmers, Data Processing Assistant and other staff hired on contract as per functional requirements.
4. **National Training Academy and Zonal Training Institutes** – Provides training to Group A officers at the National Academy and subordinate grades at ZTIs. National Academy is headed by an officer in the rank of Additional CPFC (Grade Pay Rs. 8700/-, equivalent to the rank of Director). Officers in the grade of RPFC-II (Grade Pay Rs.6600/-) report to him (equivalent to Under Secretary). ZTIs are headed by an officer in the grade of Regional PF Commissioner-I (Grade Pay of Rs.7600/-, equivalent to the rank of Deputy Secretary), officers in the rank of Assistant Commissioner (Grade Pay of Rs.5400/- report to him.
5. **Zonal Offices**- Performs monitoring role. Zonal offices presently do not have a clearly defined role and administrative and financial powers. This tier is still evolving and has a skeletal staff support. *These are* headed by an officer in the rank of Additional CPFC (Grade Pay RS.8700/-, equivalent to the rank of Director) *and* performs only supervisory functions over Regional/Sub Regional offices under its administrative jurisdiction.

6. **Regional Offices (ROs)** – Performs original functions of client servicing and enforcement of the statutory provisions as well as supervisory function over sub Regional offices reporting to it. There is a wide disparity in the size and functional jurisdiction of ROs. *These are* headed by an officer in the rank of Regional PF Commissioner-I (Grade Pay Rs.7600/-, equivalent to the rank of Deputy Secretary) – Officers in the grade of RPFC-II/APFC (Grade Pay Rs.600/Rs.5400) report to him (equivalent to Under Secretary and below).
7. **Sub Regional Offices (SROs)** – SROs perform the original function of client servicing and enforcement. There is a wide disparity in the size and functional jurisdiction of SROs. *These are* headed by an officer in the rank of Regional Commissioner-II (Grade Pa Rs.6600/-, equivalent to Under Secretary). Officers in the rank of Assistant Commissioners (Grade Pay Rs 5400/- ) report to him.

### **Challenges requiring resolution**

- (1) The facts and figures placed before the Committee sufficiently indicates that there is a need to restructure EPFO in such a way to make it a world class organization. The growth of the Organisation in the last 10 years in terms of enrolment, coverage and collection of PF contribution and settlement of claims demands a drastic restructuring of the Organisation.
- (2) The gap between the employees to be covered and the present PF members and the number of establishments covered and yet to be covered clearly indicates that there is a need to strengthen the compliance machinery in EPFO to ensure that all eligible members are extended the benefit of social security.
- (3) As per the information placed before the committee, it is seen that the default in payment of social security dues is going up every year and this is required to be tackled through innovative IT tools.
- (4) **The expectation levels** of the customers of EPFO has reached the *optimum* level wherein they expect services either across the table or at their doorsteps.
- (5) The customers also expect that all **queries and grievances** are attended to *promptly* on receipt of the same in any of the EPFO offices in the country
- (6) The **technical manpower** is required to be strengthened as the organization moves towards 100% IT enabled services and solutions
- (7) The **legal division** of the EPFO is not *equipped* to handle thousands of cases which are pending in various courts all over the country *resulting in embarrassment many-a-times before the Hon'ble Court.*
- (8) There is demotivating stagnation at SS, EO and RC-II levels *due to huge stagnation in these cadres* which are required to be addressed in the cadre restructuring.
- (9) Though new offices and officers posts have been created over a period of time, the supporting staff such as PA/PS, Staff Car Drivers were not adequately strengthened.



- (10) Many of the functions have become redundant in view of the support of IT in service delivery. These roles will have to be redefined to meet the requirements of a modern IT enabled organization.
- (11) With increase in automation support in the work area of client servicing, there is an urgent need of redeploy the staff hitherto engaged in client servicing functions such as customer service functions.
- (12) The EC, CBT, EPF in its 72<sup>nd</sup> meeting approved the proposal for cadre restructuring in EPFO. The above proposal of the EC was also not fully implemented creating distortions in various cadres
- (13) The CBT, EPF in its special meeting held on 18.09.2008 had resolved that once the post of CPFC is upgraded, a separate proposal for upgradation of posts below CPFC is to be taken up. This resolution of the board is yet to *be* given effect to.
- (14) On the basis of the recommendations of the Central Board of Trustees, the Chairman has approved the broad parity of scales of pay of employees of Central Board of Direct Taxes *with those of the employees* of CBT. The above decision was conveyed by the Ministry vide DO No. A-11015/1/2005-SS-I dated 08<sup>th</sup> November, 2007. *This* decision is yet to be implemented.
- (15) **Identification and payment Inoperative Accounts:** The Hon'ble Prime Minister of India had on 20<sup>th</sup> October, 2014, hinted at early identification and payment of inoperative accounts in EPFO, where funds to the tune of Rs. 27,000 crores was lying in EPFO. A Special drive has been initiated through allotment of UAN and publically to reach to these accounts holders. It's a gigantic and time taking job. It requires special efforts.
- (16) **Universal Account Number (UAN) :** Allocation of UAN and its activation- The EPFO has allotted 4.70 crore UAN, but activation has been done in 58 lakh. *EPFO have 15.7 crore accounts holders. The activation is still more daunting task to these 15.7 crores accounts holders.* It requires for special efforts, manpower supply etc.
- (17) **The Central Analysis and Intelligence Unit (CAIU)**

There had been persistent demand from industry to tame the inspector-raj by reducing the periodicity of inspections and frequent harassment of checking the records and finding out evasion. The Executive Committee in its 79<sup>th</sup> meeting held on 25.06.2014 (item no.9) followed by the CBT decision to create a Centralize Analysis and Intelligence Unit (CAIU) to be headed by one officer of the rank of Addl. Central P.F. Commissioner (Grade-I or Grade-II) supported by two RPFC-IIs and one AD(IS). *However, EPFO is of the view that the officers' strength & IT support further need be augmented. In addition, it may require supporting staff like SO, Assistant, UDC/LDC in Headquarter.* Through this Cell, key result areas like data collection returns submission by field offices, monitoring of complaints and follow up matters relating to IT and any legal issues. The function of the agency will be in the following areas:

- (a) **Collation of data:** Collation of data collected from ESIC and Labour Identification Number (LIN).
- (b) **Creation of Database:** The assistance of other enforcement agencies.
- (c) **Processing of Information:** Processing of information received from field and surveys, physical inspections etc.
- (d) Selection of cases for initiating proceedings for determination of dues under Section 7A.
- (e) Centralized monitoring of all complaints.

#### **Investment Monitoring Cell (IMC)**

- (18) In order to enhance the return on investment the old system of entrusting the entire work of fund investment management with the State Bank of India was discontinued in the year the Central Board in its Special Meeting held on 29.07.2008 decided to generate competition yields by inviting tenders from the different bankers and Capital investment corporate bodies. This resulted into inviting tender for managing the funds. This also resulted into creation of expert cell consisting of Senior Level Officer and headed by FA&CAO. This Division is named as Investment Monitoring Cell (IMC) in the Headquarter. The following banks/capital investment bodies were awarded the work of managing the investment funds of the EPFO as below:

<b>Bank/Capital Manager</b>	<b>Fund</b>	<b>Scheme</b>	<b>Percentage of fund entrusted</b>
HSBC Asset Management (India) Pvt. Ltd.		100% EPS+100 EDLI	34%
ICICI Prudential AML		40% EPF +100% PG/SPF	27%
State Bank of India		30% EPF	20%
Reliance Capital AML		30% EPF	20%

- (19) The above scheme worked well and the participating agencies also changed in the tender process but improved the yields. The following are the yields of the last year.

<b>Bank/Capital Fund Manager</b>	<b>Yields for 2014-15</b>	<b>Bench Mark</b>
State Bank of India	9.27%	9.04%
Reliance Capital AML	9.23%	9.04%
ICICI Securities PD Ltd	9.21%	9.04%
HSBC Asset Managemnet (India) Pvt. Ltd.	9.18%	9.04%

- (20) The Ministry of Finance has been insisting *for investing* a part of PF funds in share markets to increase the yields on investment. The Central Board in its 207th meeting held on 31.3.2015 and also based on the extensive discussion held with workers

representatives, trade unions, CBT members and employer representatives, decided to invest 5% of the funds in Exchange Traded Fund (ETF).

- (21) The above initiatives require a full-fledged department/division for managing the investments. The present IMC Division in the Headquarter therefore, needs to be upgraded and augmented.
- (22) The Act and Scheme are also being amended to provide for Appellate Authority to hear the appeals at the level of Additional Central P.F. Commissioner. Such Appellate Authorities would also provide with adequate staff/officers and also the logistical support.

#### **Employees Provident Fund Appellate Tribunal (EPFAT)**

- (23) At present there is only one EPF Appellate Tribunal at New Delhi. The Karnataka High Court vide its order dated 19.03.2014 has, however, directed the Central Government to set-up a tribunal in Bangalore. Accordingly, the Ministry of Labour & Employment has vide its order dated 19.03.2014 directed that the following Officers/staff shall be sanctioned for each tribunal.

S.No.	Name of Post	No. of Post	Scale of Pay (Revised pay scale as per recommendations of 6 <sup>th</sup> CPC)
1.	Registrar	One	PB3, Rs.15600-39100, GP:6600
2.	Deputy Registrar	One	PB-2, Rs.15600-39100, GP:5400
3.	PS to PO	One	PB-2, Rs.9300-34800, GP:4800
4.	PA to Registrar	One	PB-2, Rs.9300-34800, GP:4200
5.	Stenographer Gr. D	One	PB-1, Rs.5200-20200, GP:2400
6.	UDC	Two	PB-1, Rs.5200-20200, GP:2400
7.	LDC	One	PB-1, Rs.5200-20200, GP:1900
8.	Staff Car Driver	One	Rs.5200-20200, GP:Rs.1900
9.	Daftry	One	PB-1, Rs.5200-20200, GP:1800
10.	Peon	One	PB-1, Rs.5200-20200, GP:1800
11.	Safaiwala	One	

- (24) Ministry of Labour and Employment has already moved a *Cabinet Note for amendment in EPF & MP Act,1952 & Schemes framed thereunder* for two members Appellate Tribunal (Legal & Administrative) on the lines *with* CAT. The proposal is to set-up more Appellate Tribunals all over India.

The committee also considered that :

- (i) No comprehensive restructuring of the organization has ever been done, though there were some attempts like XLRI study and the proposal that is approved by Executive Committee in its 72<sup>nd</sup> meeting.

- (ii) Directions of Government of India exist that a comprehensive restructuring shall ideally be done every 5 years.
- (iii) Directions by Government of India to embed digital governance in organizations and to restructure the organization accordingly.
- (iv) The Govt. of India instructions further states that the proposal should take into account the increase in use of ICT tools in the areas like accounting, inventory management, internal processing, data management etc and its impact on the cadre restructuring.
- (v) DOP&T *instruction* on cadre review states that it needs to be examined if the re-engineering of business process done or intended would have an impact on the cadre strength.
- (vi) The technological advancements, higher expectations of the public, thrust on greater participation of public in governance etc. impact how the cadre is organized and managed.

#### **Statutory Provisions:**

The power of the Central Board regarding the appointments are mentioned in Section 5D(3) of the EPF & MP Act, 1952 read with Paragraph 22A of the EPF Scheme, 1952. These are reproduced below:

#### **Section 5D(3) {EPF & MP Act, 1952}**

(3) The Central Board may appoint 3 [subject to the maximum scale of pay, as may be specified in the Scheme, as many Additional Central Provident Fund Commissioners, Deputy Provident Fund Commissioners, Regional Provident Fund Commissioners, Assistant Provident Fund Commissioners and such other officers and employees as it may consider necessary for the efficient administration of the Scheme, 4 [the 5 [Pension] Scheme and the Insurance Scheme].

#### **Paragraph 22A {EPF Scheme 1952}**

As per Para 22A of EPF Scheme 1952 the Board can appoint officers upto the level of Rs.10000/- grade pay.

#### **Proposed restructuring**

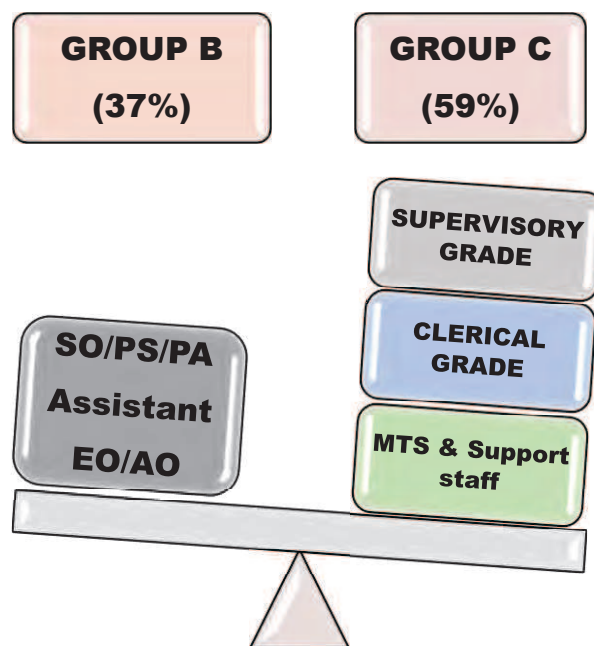
For arriving at the correct sizing and staffing, the following points merit consideration:

- (1) Offices may be created on the basis of multiple parameters such as contributing/non-contributing establishments, members and special needs of geographically remote areas with lesser number of establishments and members but with wider jurisdiction.
- (2) The office of Zonal ACCs required to be strengthened with adequate manpower and proper delegation of *powers be given to these offices*.
- (3) Decision taking levels should not exceed more than four.

#### **Statistical details**

<b>ESTABLISHMENTS (in lacs)</b>		
Total establishments (31.03.2015)	8.61	
ECR regd establishments (31.03.2015)	5.72	66%
Non-ECR regd. Establishments (31.03.2015)	2.89	34%
<b>MEMBERS (crore)</b>		
Total members (31.03.2015)	15.85	
UAN members (31.03.2015)	4.44	28%
Non-UAN members (31.03.2015)	11.41	72%

### Existing Manpower distribution



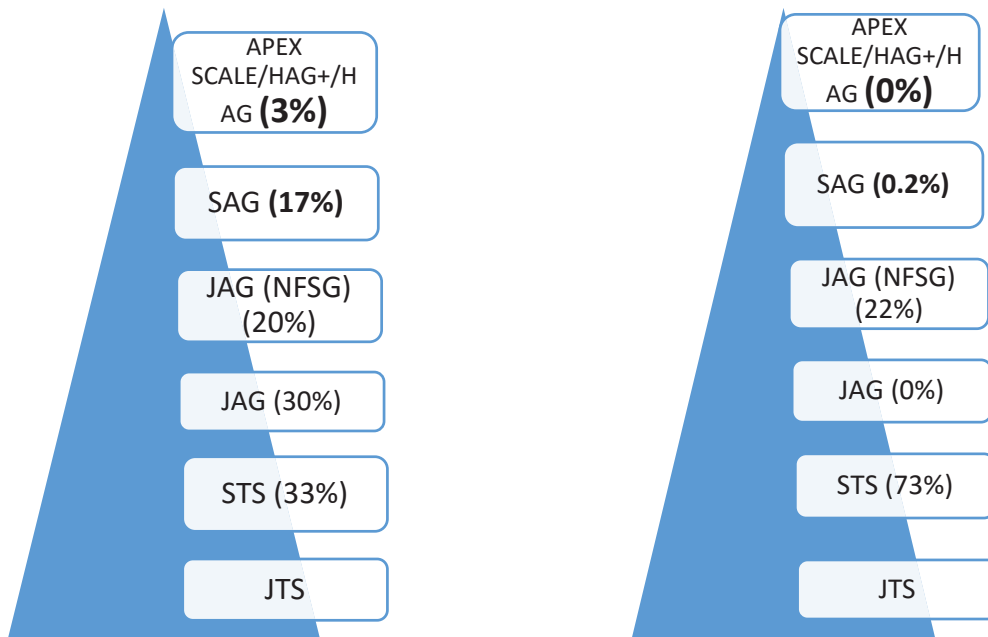
### Instructions on cadre structure

*(D.o.P.T.'s OM. No. I-11011/1/2009-CRD, December 14, 2010)*

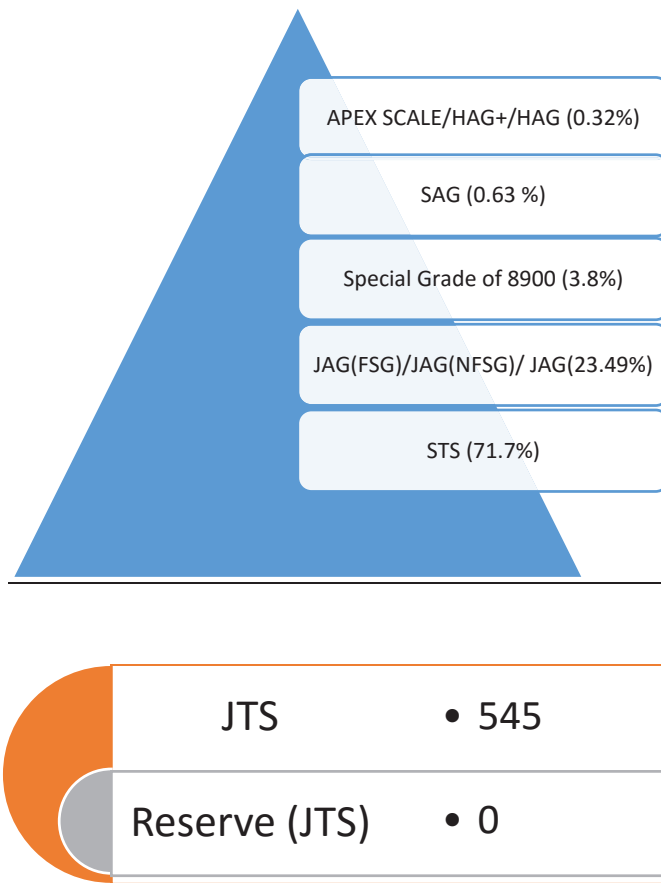
The strength of a cadre should ideally be distributed across various levels in the following proportion:

- 30% in Time Scale (Junior+ Senior);
- 30% in Junior Administrative Grade (Ordinary Grade),
- 20% in JAG (Selection Grade) i.e. NFSG,
- 17% in Senior Administrative Grade (SAG) and
- 3% in HAG, Higher HAG+ and Apex Scale together

**Ideal cadre vis-à-vis EPFO cadre in Group A**



**EPFO STRUCTURE**



There has been steady increase in the workload of EPFO both horizontally and vertically. The Vertical expansion has been in terms of expansion of work due RTI Act, information technology, expansion of

projects and engineering activities, faster redressal of online and quick communication system, increasing Court cases, total computerization, constitution of guidelines of Supreme Court/Central Government for creating Women Cell on sexual harassment, separate Cell for OBC, investment monitoring, investment in equities through Exchange Traded Fund (ETF), Social Security Agreement(SSA)with different countries etc.

The growth of the Organisation in last 10-15 years is as under:

<b>Year</b>	<b>Establishments (including non- contributing)</b>	<b>Members Account (in Lac)</b>
2000-01	340013	263.01
2001-02	357747	274.18
2002-03	344508	394.98
2003-04	370386	400.92
2004-05	408831	411.10
2005-06	444464	429.53
2006-07	471678	444.04
2007-08	532702	449.19
2008-09	573063	470.72
2009-10	615902	587.96
2010-11	660546	615.89
2011-12	691237	855.40
2012-13	743045	887.62
2013-14	795827	1178.13
2014-15	861123	1584.70

The committee looked into the growth of the Organization, the existing structure and functions of the Organization and proposes the following restructuring:-

## Chapter 2

### PROPOSED RESTRUCTURING

The Sub-Committee looked at the stake holders needs with regard to EPFO and EPFO's vision for future. The Sub-Committee also considered the two earlier committee reports and the proposals therein.

The Committee notes that EPFO has made significant improvement in Service and Grievance Redressal (pertaining to services). A number of processes have been computerised making the service delivery easy. The Committee recommends more staff in compliance area than the service area which has become computerised to a great extent.

The Committee gave an opportunity to Officers Association as well as Staff Federation to present their case. Both the Association and Federation gave presentation on their requirements before the Committee.

It has been brought to the notice of the Sub-Committee that the present structure of the organisation requires drastic changes at every level. Though the organisation has grown multi-fold, the cadre structure has not improved correspondingly. Taking into account the growth of the organisation in terms of membership, coverage etc a drastic restructuring of EPFO is required to be done.

The Sub-Committee after detailed deliberations decided to propose 10 posts of ACCs in the grade pay of Rs.10000/-, in addition to FA & CAO and CVO. Out of the 12 posts in Rs.10000/- grade pay, 4 will be on deputation in Head Office to bring in more expertise in policy making. Head Office will have 6 officers in grade pay of Rs.10000/-. Director, NATRSS will also be in the grade pay of Rs.10000/-. 5 major zones will also be headed by ACCs in the grade pay of Rs.10000/-. The officers will be eligible for promotion in the 24<sup>th</sup> year of service.

It is also pointed out that there is a structural anomaly in continuing with ACC-I and ACC-II level posts. Hence, it is proposed to merge ACC-I and ACC-II which at present has a strength of 25 which will remain the same in the proposed structure also. In the proposed structure there will be 14 ACCs in the grade pay of Rs.8900/- in zones, one ACC in the grade pay of Rs.8900/- at NATRSS, 10 ACCs in Head Office. The ACCs will be eligible for promotion in 20<sup>th</sup> year of their service by seniority-cum-fitness.

The committee proposes for merger of present posts of RPFC-II (in the grade pay of Rs.6600/-) with the present posts of RPFC-I (in the grade pay of Rs.7600/-) and the new post will be designated as RPFC only. After merging RPFC-I & RPFC-II posts there will be sanction of 255 posts in RPFC grade. In the proposed structure all the field offices will be independent units and will be headed by RPFC and they will report to zonal offices. The administrative functions in relation to the state will be handled by zonal office. 30% of proposed sanctioned of RPFCs and Dy PFC will be entitled for NFSG upgradation to the grade pay Rs.8700/- in the 14<sup>th</sup> year of service.

It is proposed to increase the strength of APFC cadre to 700 and a new post of Deputy PF Commissioner is proposed to be created and will be filled by Seniority cum Fitness from the APFC cadre. 60% of the strength of APFC shall be promoted to Deputy PF Commissioner after 4 years of service.

The committee proposes that the sanctioned strength of EO/AO may be enhanced to 3000 from the existing strength of 2333. It is also informed that there is a lot of stagnation at this level. The committee proposes that grade pay of EO/AO may be enhanced to Rs.4800/- from the existing grade pay of Rs.4600/-.



In the cadre of SSA the cadre strength is re-assessed to 12500 at the initial grade pay of Rs.2400/-. On completion of 4 years they will be designated as SSA-I and their grade pay will be enhanced to Rs.2800/-. After 4 years of service 60% of the proposed strength of SSA will be promoted as Sr.SSA at the grade pay of Rs.4200/-.

It is also proposed that District Office/Service Centre will be headed by APFC for effective functioning and grievance redressal.

At present Secretarial service is having a strength of 103 Stenographers, 103 PAs and 52 Private Secretary. It is brought to the notice of the committee that though the strength of officers increased over a period of time, there was no corresponding increase in the Secretarial service. Hence it is proposed that 486 additional posts of Stenographers, 281 PAs and 76 Private Secretaries (PS) may be created. It is further proposed that 7 posts of PPS may also be created in the Head Office and Tribunal.

### **THE PROPOSED STRUCTURE OF HEAD-OFFICE**

Since the post of CPFC is upgraded to the level of Addl. Secretary/ Secretary in Govt. of India, the divisional heads may be at the level of Rs.10000/- Grade Pay supported by adequate number of ACC, Regional PF Commissioner, Deputy PF Commissioner and other supporting staff. The functional divisions of Head Quarters are:

1. HRM/HRD/Administration
2. Finance and Investment, Accounts and Claims
3. Pension and International Workers
4. Audit
5. Customer Service, Publicity, MIS
6. Compliance, Intelligence Services and Legal
7. Information Services
8. Vigilance
9. Investment Monitoring Cell (IMC)

The following divisions will be headed by officers in the grade pay of Rs.10000/-

<b>S.No</b>	<b>DIVISIONS</b>
1	Finance & Accounts
2	Vigilance
3	IMC
4	HR
5	Compliance, CAIU, Recovery, Exemption, & Legal
6	Coordination, MIS, Conference, Pension, International Workers, CSD & PID

Of the above posts, 2 posts will be from the Department & 4 posts will be filled-up by deputation.

The above division heads will be supported by 13 ACC in the grade pay of Rs.8900/-.

S.No	DIVISIONS
1	HRM
2	HRD
3	ASD
4	IMC
5	Finance & Accounts
6	Audit
7	Vigilance
8	Compliance, CAIU
9	Recovery & Legal
10	Examination
11	Exemption
12	Coordination, MIS & Conference, Pension, International Workers, CSD & PID
13	IS

The above divisions in Head Quarters will be supported by the 73 RPFs.

Further, the above divisions in Head Quarters will have 62 Section Officers, 123 Assistants, 87 SSAs, 4 DEOs and 21 LDCs.

Head Quarters will also have 5 EOs in the Central Squad.

## ZONAL OFFICES

The Zonal Offices are handling basically monitoring functions. They are also handling certain delegated financial and administrative powers. The Zonal Office further handles PFD and appellate function in disciplinary cases.

In the proposed structure the zonal offices will be handling the administrative functions pertaining to the Regional Offices within the state apart from the following functions:

- a. Monitoring of disposal of Audit Paras
- b. Monitoring of Vigilance cases
- c. Monitoring of Recovery and Exemption Cases
- d. Monitoring of Legal Cases
- e. Administrative inspection of Field offices.
- f. Squad verification of Complaints

Taking into account the workload and other parameters such as topography of the area, concentration of industry etc, the **Zonal Offices may be bifurcated into 16 (sixteen) Zones** for better delivery of service and also for proper monitoring and review of performance of the field offices.

**16 Zones (in decreasing order of contributing members)**

SI No	Zone	Contributing members (Lacs)
1	Gujarat, Daman Diu & Madhya Pradesh	30.04
2	Karnataka (Bangaluru & Peenya)	25.44
3	West Bengal, Anadman & Nicobar, Sikkim & NER	25.11
4	Haryana & Rajasthan	24.12
5	Uttar Pradesh, Uttarakhand, Bihar & Jharkhand	23.46
6	Tamilnadu (Chennai, Tambaram & Puducherry)	22.90
7	Maharashtra (Nagpur, Pune) & Chattisgarh	22.82
8	Maharashtra (Thane & Kandivali)	22.80
9	Telangana (Hyderabad & Nizamabad))	22.29
10	Delhi	20.82
11	Tamilnadu (Coimbatore & Madurai)	17.11
12	Maharashtra (Bandra)	15.96
13	Andhra Pradesh & Orissa	12.36
14	Karnataka (Mangalore, Gulberga) & Goa	12.11
15	Punjab & Himachal Pradesh	11.39
16	Kerala	8.97
	<b>TOTAL</b>	<b>317.70</b>

To handle additional workload there is a need to strengthen the Zonal Offices with adequate manpower at all levels. The consolidated proposed manpower for the Zonal Office is furnished below:

JS LEVEL	ACC	RPFC	Dy PFC	APFC	EO/AO	SO	Asstt.	SSA
5	11	21	37	0	53	32	94	21

The detailed manpower requirement for Zonal Offices excluding Vigilance and Audit are enclosed as **Annexure 'I'**

**FIELD OFFICES**

After deliberations the Committee decided to fix parameters in the following important functional areas in the field offices to decide the actual requirement of workforce in various cadres.

- (i) Coverage and Compliance
- (ii) Compliance by Exempted establishment
- (iii) Cash and Accounts
- (iv) Claim settlement including pension and EDLI
- (v) Pension references
- (vi) Grievance Redressal ,Public Awareness
- (vii) Legal and Court Work
- (viii) General Administration
- (ix) Co-ordination and MIS
- (x) Dak & RTI, and Receipt of claims

The Committee feels the following **norms** can be adopted for the purpose of deciding the manpower requirement in **coverage and compliance** area.

- A). 75 complying establishments - 1 SSA
- B). 310 complying establishments - 1 SS
- C). 170 complying establishments - 1 EO

On the basis of above norms the requirement of manpower in this division for all the field offices is as under

	CONTRIBUTORY	COMPLIANCE		
	EST	SSA	SS	EO
ALL INDIA	392848	5302	1328	2375

The office wise workload and manpower requirement in this work area is enclosed in **Annexure " II "**.

The Committee considered that the following **norms** can be adopted for the purposes of arriving at the manpower requirement in the work area of **Compliance by Exempted establishments**.

- A). For internal Office Duty 1-15 est - No separate allotment (to be adjusted with compliance section)
- B). For internal Office Duty 15-65 est - SSA-2, SS-1, APFC-1,
- C). For internal Office Duty 65 to 115 est - SSA-4, SS-1, APFC-2
- D). For field Duty less 50 est - no separate allotment (to be adjusted with compliance section)
- E). For Field Duty 50-99 est - SS-1, EO-1,
- F). For Field Duty more than 100 est - SS-1, EO-2

On the basis of above norms the requirement of manpower in this division for all the field offices is as under

	NO OF EXEMPTED ESTT	INTERNAL OFFICE DUTY			FIELD DUTY	
		SSA	SS	APFC	SS	EO
ALL INDIA	1537	60	25	30	6	8

The office wise workload and manpower requirement in this work area is enclosed in **Annexure ' III '**.

The Committee considered that the following **norms** can be adopted for the purposes of arriving at the manpower requirement in the work area of Cash & Accounts.

- A) upto 50000 contributory members = 2 SSA
- B) 50000 to 1 lakh contributory members = 4 SSA, 1 SS
- C) 1 to 3 lakh contributory members = 6 SSA, 1 SS
- D) 3 to 5 lakh contributory members = 8 SSA, 2 SS
- E) 5 to 10 lakh contributory members = 12 SSA, 2 SS
- F) above 10 lakh contributory members = 18 SSA, 3 SS
- G) for more than 5 lakh contributory members = 1 APFC exclusively

5.25 On the basis of above norms the requirement of manpower in this division for all the field offices is as under

	WORKLOAD			
		SSA	SS	APFC
ALL INDIA	31772977	794	145	14

The office wise workload and manpower requirement in this work area is enclosed in **Annexure " IV** '.

The Committee feels the following **norms** can be adopted for the purpose of deciding the manpower requirement in **Claim Settlement including pension and EDLI claims**.

- A) Settlement of 20 claims/day = 1 SSA
- B) for 6 SSA = 1 SS
- C) for 2/3 SS = 1 AO
- D) for 1 SS = No AO

	WORKLOAD			
		SSA	SS	AO
ALL INDIA	9219605	3129	575	258

The office wise workload and manpower requirement in this work area is enclosed in **Annexure ' V** '.

The Committee feels the following **norms** can be adopted for the purpose of deciding the manpower requirement in the work area of **Pension references**

- A) 15000 pensioners / SSA
- B) 5 SSA/ SS
- C) 2 SS/ AO
- D) More than 50000 pensioners = 1 APFC

On the basis of above norms the requirement of manpower in this division for all the field offices is as under

	PENSIONER	PENSION SECTION			APFC
		SSA	SS	AO	
ALL INDIA	4887547	388	137	65	43

The office wise workload and manpower requirement in this work area is enclosed in **Annexure " VI** '.

The Committee considered that the following **norms** can be adopted for the purposes of arriving at the manpower requirement in the work area of **Grievance Redressal , Public Awareness**

- a. upto 70000 contributory members = 2 SSA
- b. 70000 to 1 lakh contributory members = 3 SSA, 1 SS
- c. 1 to 3 lakh contributory members = 4 SSA, 1 SS
- d. 3 to 5 lakh contributory members = 8 SSA, 2 SS

- e. 5 to 10 lakh contributory members = 12 SSA, 2 SS
- f. above 10 lakh contributory members = 18 SSA, 3 SS
- g. for more than 5 lakh contributory members = 1 APFC exclusively

On the basis of above norms the requirement of manpower in this division for all the field offices is as under

	WORKLOAD	SSA	SS	APFC
ALL INDIA	31672977	640	143	15

The office wise workload and manpower requirement in this work area is enclosed in **Annexure 'VII'**

The Committee feels the following **norms** can be adopted for the purpose of deciding the manpower requirement in the work area of **Legal and Court Work**

- A) less than 50000 contributory members 1 SSA
- B) 50000 to less than 2.5 lakh contributory members 1 SSA, 1 EO
- C) 2.5 lakh to less than 5 lakh contributory members 1 SSA, 1 EO, 1 APFC
- D) 5 lakh to less than 10 lakh contributory members 3 SSA, 1 EO, 1 APFC
- E) 10 lakh and above contributory member 4 SSA, 1 EO, 1 APFC
- F) Wherever the seat of High Court/ CAT / State Consumer forum is situated there shall be one EO Court exclusively in addition to the above

On the basis of above norms the requirement of manpower in this division for all the field offices is as under

	WORKLOAD	SSA	EO	APFC
ALL INDIA	31672977	157	108	40

The office wise workload & manpower requirement in this work area is enclosed in **Annexure 'VIII'**

The Committee feels the following **norms** can be adopted for the purpose of deciding the manpower requirement in the work area of **General Administration**

- A) upto 50000 contributory members = 2 SSA
- B) 50000 TO 1 lakh contributory members = 4 SSA, 1 SS
- C) 1 to 3 lakh contributory members = 6 SSA, 1 SS
- D) 3 to 5 lakh contributory members = 8 SSA, 2 SS
- E) 5 to 10 lakh contributory members = 12 SSA, 2 SS
- F) above 10 lakh contributory members = 18 SSA, 3 SS
- G) for more than 5 lakh contributory members = 1 APFC exclusively

On the basis of above norms the requirement of manpower in this division for all the field offices is as under

	WORKLOAD	SSA	SS	APFC
ALL INDIA	31672977	790	144	14

The office wise workload and manpower requirement in this work area is enclosed in **Annexure " IX "**

The Committee considered that the following **norms** can be adopted for the purposes of arriving at the manpower requirement in the work area of **Co-ordination and MIS**

- A) upto 1 lakh contributory members = 2 SSA
- B) 1 to 5 lakh contributory members = 4 SSA
- C) 5 to 10 lakh contributory members = 6 SSA, 1 SS
- D) above 10 lakh contributory members = 8 SSA, 2 SS

On the basis of above norms the requirement of manpower in this division for all the field offices is as under

	WORKLOAD	SSA	SS
ALL INDIA	31672977	458	20

The office wise workload and manpower requirement in this work area is enclosed in **Annexure " X ' .**

The Committee feels the following **norms** can be adopted for the purpose of deciding the manpower requirement in the work area of **Dak, Receipt of claims & RTI,**

- A) upto 50000 contributory members = 2 SSA
- B) 50000 to 1 lakh contributory members = 3 SSA, 1 EO
- C) 1 to 3 lakh contributory members = 4 SSA, 1 SS, 1 EO
- D) 3 to 5 lakh contributory members = 6 SSA, 1 SS, 1 EO
- E) 5 to 10 lakh contributory members = 8 SSA, 1 SS & 1 APFC
- F) 10 lakh & above contributory members = 10 SSA, 1 SS & 1 APFC

On the basis of above norms the requirement of manpower in this division for all the field offices is as under

	WORKLOAD	SSA	SS	EO	APFC
ALL INDIA	31672977	542	87	92	15

The office wise workload and manpower requirement in this work area is enclosed in **Annexure " XI ' .**

Further the Committee also examined the requirement of APFCs in the field offices for Compliance, Accounts and Claims on the basis of the following parameters  
For 1 lakh contributory members = 1 APFC

On the basis of above norms the requirement of manpower in this division for all the field offices is as under

	WORKLOAD	APFC
ALL INDIA	31672977	343

The office wise workload & manpower requirement in this work area is enclosed in **Annexure " XII ' .**

The requirement of RPFC & Dy.PFC in field offices is enclosed in Ann XIII

	WORKLOAD	RPFC	DY. PFC
ALL INDIA	31672977	122	51

The office wise workload and manpower requirement in this work area is enclosed in **Annexure " XIII '**

On the basis of the above parameters and manpower requirement, the Committee has arrived at a total number of officers and staff required for the field offices as under

	SSA	SS	EO	RPFC	Dy PFC	APFC	Total
ALL INDIA	12260	2718	2798	122	51	514	18463

A detailed list of the aforesaid manpower requirement in all field offices in EPFO is annexed as **Annexure ' XIV '**

The Committee has gone through the existing structure of the **EPFO Head Quarter** and the present workload in various divisions. It is noticed that some new divisions such as **IMC, CAIU and IWU** are added in Head Office. The Divisional Heads of Head Quarters were requested to furnish the work flow chart in their respective division and to give a presentation on the restructuring of their respective divisions.

On the basis of the input received from the Division Heads the requirement of the officers and staffs in the **Head Office** is finalised as under

ACC	RPFC	Dy PFC	APFC	EO/AO	SO	Assistant	SSA
10	73	0	1	5	62	123	87

A detailed list of the aforesaid manpower is enclosed as **Annexure ' XV '**

Some of the post which are not included in the restructuring of the main cadre and is dealt with separately. These posts along with the **ex-cadre Posts** are enclosed as **Annexure 'XVI '**

EPFO has already taken a decision to open **Special State Offices** in four North Eastern States and one in Sikkim. In North East and Sikkim the accessibility is very poor and establishments are situated in far flung areas. It is very difficult to extend social security benefits to the employees working in those areas since the EPFO offices are situated far away from such establishments. These offices are supposed to handle the work of compliance and Grievances.

It is further, proposed that all the existing District Offices and Service Centres will be headed by APFC level Officers. At present there are 113 District Offices and 8 Service Centres. Hence it is decided that these office be headed by APFCs and Staff requirement is also taken into account for this purpose as under.

WORK AREA	APFC	EO/AO	SS	SSA
SMALL STATE OFFICES	126	15	5	20

Other Staff requirements such as SSA, SS etc will be drawn from the sanctioned strength of Regional Offices.

The Committee is informed that EPFO is having its **National Academy** in Delhi and four **Zonal Training Institutes** and one **Sub Zonal Institute** at Shillong. The requirement of officers and staff in these institutes was presented by Director of National Academy.

It is felt that the National Academy shall have attest one outside faculty each at RPFC, Dy PFC and APFC level.



Based on the above the Committee has arrived at a total number of officers and staff required as under

	JS Level	ACC	RPFC	Dy PFC	APFC	EO/AO	SO	Assistant	SS	SSA	Librarian
TOTAL	1	1	8	5	2	7	2	3	5	11	1

3 posts of RPFC, one post of APFC are earmarked as deputation posts.

A detailed list of the aforesaid manpower is enclosed as **Annexure ' XVII '**

EPFO is having an **Internal Audit Division**. The staff requirement of this Division was discussed with the Divisional Head. It is recommended that the Audit Teams in Zones shall be attached to the Zonal Offices and the manpower deployment shall be as per the grading of the Zones. It is further proposed that 25% of DD, AD and Audit Officer may be on deputation to incorporate the best practices in the Audit Function in EPFO.

Based on the above the Committee has arrived at a total number of officers and staff required as under

	ACC	RPFC/ Director	Dy PFC/Deputy Director	APFC/ Assistant Director	EO- AO/Assistant Audit Officer	SS/ Auditor
TOTAL	1	1	20	41	79	77

A detailed list of the manpower for the Audit Division is enclosed as **Annexure ' XVIII '**

EPFO is having a **Physical Facility Division** which supervises the construction and maintenance of the infrastructures of the organisation. The requirement of the division at all India level was discussed with ACC (HQ) and the Committee has arrived at a total number of officers and staff required as under

C.E	RPFC	E. E- (C)	EE- (E)	APFC	AE (C)	AE (E)	JE (C)	JE (E)	S.O	Audit Officer/AO	SSA
1	1	1	1	4	18	3	44	2	2	2	36

A detailed list of the manpower for the **Physical Facility Division** is enclosed as Annexure 'XIX'

EPFO is going into a technological revolution, delivering IT enabled services to its customers. The **Information Service Division** is one of the most important division in EPFO today. The requirement of staff and officers was discussed with IS division as well as other divisions such as Finance to arrive at the actual requirement of the manpower in the division. The Committee felt that present manpower in this division is grossly inadequate and is required to be strengthened.

The committee has arrived at a total number of officers and staff required as under:

ACC (IS)	RC	Dy PFC	APFC	Dir	DD	AD	Progr ammer	DPA	SO	Assistant	SSA
1	8	4	4	5	31	93	161	256	7	12	20

The detailed proposal of the required manpower in the IS division is enclosed as **Annexure 'XX'**

The **Official Language Division** in EPFO also requires some restructuring taking into account restructuring of Zonal offices and the career aspiration of the officers and staffs in the division.

The Committee has arrived at a total number of officers and staff required as under

Director	Joint Director	DD OL	AD OL	SR HT	JR HT	S.O	SSA
<b>1</b>	<b>1</b>	<b>4</b>	<b>62</b>	<b>81</b>	<b>173</b>	<b>2</b>	<b>4</b>

The detailed proposal for staff requirement in OL division is enclosed as **Annexure 'XXI'**

The requirement of officers and staffs in **Vigilance Division** was discussed with CVO. At present the four Zonal Vigilance Officers are reporting directly to Head Office vigilance. It is felt that there is a need for decentralisation of vigilance division at the level of the Zones by attaching the Zonal Vigilance to the respective Zonal Offices. It is proposed that 5 more zonal Vigilance Directorates(VD) may be created at Ahmedabad, Chennai, Mumbai-II, Bangalore & Lucknow. Accordingly there will be 9 (nine) Zonal Vigilances Offices attached to 9 zonal offices. The requirement of officers and staffs of at Head Quarters and Zonal Vigilance on the basis of the grading of the Zone has been worked out by the Committee as under

ACC	RPFC	Dy PFC	APFC	SO	ASSISTANT	SSA
<b>1</b>	<b>5</b>	<b>11</b>	<b>11</b>	<b>4</b>	<b>6</b>	<b>36</b>

Five posts of RPFC will be earmarked for deputation posts failing which departmental offices will be posted against the vacancy.

The detailed proposal for staff requirement in Vigilance division is enclosed as **Annexure 'XXII'**

Two **EPF Appellate Tribunals** are constituted for handling the appeal cases pertaining to EPFO with Head Quarters in Delhi and Bangalore. The proposed officers and staff requirement of the said tribunals has been worked out by the Committee as under

RPFC Departmental Representatives & Registrar	APFC/ Deputy Register	EO	SSA
4	2	2	8

A detailed list of the manpower for the **EPF Appellate Tribunals** is enclosed as **Annexure 'XXIII'**

EPFO deploys staff to the office of **Hon'ble Chairman CBT** and **Vice Chairman CBT** to handle the work of EPFO in their respective offices. The staff requirement of these offices are as under

	SO	ASSISTANT	SR HT	JR HT	PS	SSA	SCD
CHAIRMAN	1	1	1	1	1	3	1
VICE CHAIRMAN	1	1	1	1	1	3	1

A detailed list of the manpower for the office of **Hon'ble Chairman CBT** and **Vice Chairman CBT** is enclosed as **Annexure 'XXIV'**

A consolidated list of officers and staff for EPFO as per the above proposal is as under

JS Level	ACC	RPFC	Dy PFC	APFC	EO/AO	SO	ASSISTANT	SS	SSA	DEO	LDC
12	25	255	116	584	3069	111	238	2697	12503	117	593

The detailed list of officers and staff requirement in the main cadre as per the above proposals are enclosed as **Annexure 'XXV'**

The **Secretarial Staff** in EPFO is directly linked to the number of officers at various levels. Accordingly the requirement of PS, PA, and Steno in EPFO is worked out on the basis of the proposed officers strength at various levels on actual basis. It is proposed that the Secretarial service at EPFO shall have one more level of secretarial service of PPS to be deployed with CPFC, Presiding Officers of Tribunal and Joint secretary level officers of EPFO. There are other issues relating to this cadre which has already been brought to the notice of CBT through Agenda Item No. 25 in the 208th CBT meeting.

The copy of the Agenda Item No. 25 of the 208th CBT meeting is enclosed as **Annexure 'XXVI'**.

The Committee has arrived at the proposed requirement of **PPS, PS, PA and steno** as under

PPS	PS	PA	STENO	GENERAL POOL – STENO
7	128	384	403	184

The said list of proposed requirement of **PPS, PS, PA and Steno** is enclosed as **Annexure 'XXVII'**

At present EPFO is having four grades of **Staff Car Driver**. The Committee discussed the cadre restructuring of Staff Car Drivers. After elaborate discussion the Committee felt that the cadre of SCD may be treated as a dying cadre. However the officers at the level of Joint Secretary and above may be provided SCD and all other staff car requirement may be met by hiring vehicles from the market.

EPFO is having a **cadre of MTS**. A large number of these posts are lying vacant and the field offices and Head Office are utilizing outsourced manpower for this purpose. It is suggested that EPFO need not further recruit any MTS except in the case of compassionate appointments. The Organisation may however maintain a permanent cadre of 1106 MTS to take care of the security requirement of the organisation.

The above manpower requirement in field offices are based on the norms already discussed in this chapter and strategic adjustment will have be made at the time of deployment on the basis of actual requirement on the basis of the workload.

The issues which could not be sorted out in this committee should be sorted out by an Implementation Committee. The same should be constituted immediately after approval of this report.

The Recruitment Rules of Group 'A', 'B' & 'C' cadres wherever it is required to be finalized on the basis of this report shall be done within three months and promotion shall be effected immediately.

\*\*\*\*\*

<b>Annexure-I</b>									
<b>ZONAL OFFICES ( Excluding Vigilance &amp; Audit)</b>									
	<b>JS Level</b>	<b>ACC</b>	<b>RPFC</b>	<b>Dy PFC</b>	<b>APFC</b>	<b>EO/AO</b>	<b>SO</b>	<b>Assistant</b>	<b>SSA</b>
<b>Zone A</b>	5		15	10		20	10	50	10
<b>Zone B</b>		11	22	11		33	22	44	11
<b>TOTAL</b>	5	11	37	21	0	53	32	94	21

ZONE-A, Number of Zones is 5 (five) having the highest contributory members.

ZONE-B, Number of Zones is 11 (eleven).

Zone A: 3 RPFC, 2 Dy PFC, 4 EO/AO, 2 SO, 10 Assistant, 2 SSA for each Zone.

Zone B: 2 RPFC, 1 Dy PFC, 3 EO/AO, 2 SO, 4 Assistant, 1 SSA for each Zone.

## Annexure-II

## COVERAGE &amp; COMPLIANCE

		CONTRIBUTORY	COMPLIANCE		
		EST	SSA	SS	EO
<b>West Bengal, Anadman &amp; Nicobar, Sikkim &amp; NER</b>					
1	SHILLONG	445	6	2	3
2	AGARTALA	497	7	2	3
3	GUWAHATI	3106	42	11	19
4	TINSUKIA	771	11	3	5
5	DARJEELING	174	3	1	2
6	PORT BLAIR	255	4	1	2
7	SILIGURI	1925	26	7	12
8	BARRACKPORE	2682	36	9	16
9	DURGAPUR	2940	40	10	18
10	JALPAIGURI	1062	15	4	7
11	HOWRAH	3267	44	11	20
12	PARK STREET	2349	32	8	14
13	JANGIPUR	2043	28	7	13
14	KOLKATA	8195	110	27	49
		<b>29711</b>	<b>404</b>	<b>103</b>	<b>183</b>
<b>Maharashtra (Thane &amp; Kandivali)</b>					
1	THANE	7556	101	25	45
2	VASHI	5401	73	18	32
3	KANDIVALI	8372	112	28	50
4	NASIK	4883	66	16	29
		<b>26212</b>	<b>352</b>	<b>87</b>	<b>156</b>
<b>Tamilnadu (Chennai, Tambaram &amp; Puducherry)</b>					
1	PONDICHERRY	1372	19	5	9
2	CHENNAI	8182	110	27	49
3	AMBATTUR	4379	59	15	26
4	TAMBARAM	3276	44	11	20
5	VELLORE	2453	33	8	15
		<b>19662</b>	<b>265</b>	<b>66</b>	<b>119</b>
<b>Gujarat, Daman Diu and Madhya Pradesh</b>					
1	VATWA	1447	20	5	9
2	NARODA	1954	27	7	12
3	BHARUCH	1865	25	7	11
4	SURAT	5159	69	17	31
5	VAPI	3556	48	12	21
6	VADODARA	4728	64	16	28
7	RAJKOT	6750	90	22	40
8	AHMEDABAD	9507	127	31	56
9	SAGAR	641	9	3	4
10	UJJAIN	1066	15	4	7
11	GWALIOR	1204	17	4	8
12	JABALPUR	2869	39	10	17
13	BHOPAL	2783	38	9	17
14	INDORE	4445	60	15	27

COVERAGE & COMPLIANCE					
		CONTRIBUTORY	COMPLIANCE		
		EST	SSA	SS	EO
		47974	648	162	288
<b>Delhi</b>					
1	LAXMINAGAR	2875	39	10	17
2	DELHISOUTH	6747	90	22	40
3	DELHINORTH	12462	167	41	74
		<b>22084</b>	<b>296</b>	<b>73</b>	<b>131</b>
<b>Karnataka (Bangaluru &amp; Peenya)</b>					
1	BANGALORE	5005	67	17	30
2	PEENYA	3102	42	11	19
3	KRPURAM WHITEFIELD	3071	41	10	19
4	BOMMASANDRA	2992	40	10	18
5	TUMKUR	441	6	2	3
6	YELAHANKA	1076	15	4	7
		<b>15687</b>	<b>211</b>	<b>54</b>	<b>96</b>
<b>Maharashtra (Nagpur, Pune) &amp; Chattisgarh</b>					
1	AKOLA	1622	22	6	10
2	SOLHAPUR	1192	16	4	8
3	AURANGABAD	2757	37	9	17
4	KOLHAPUR	4025	54	13	24
5	NAGPUR	4740	64	16	28
6	PUNE	11215	150	37	66
7	RAIPUR (CHATTISGARH)	5061	68	17	30
		<b>30612</b>	<b>411</b>	<b>102</b>	<b>183</b>
<b>Uttar Pradesh, Uttarakhand, Bihar &amp; Jharkhand</b>					
1	GORAKHPUR	669	9	3	4
2	ALLAHABAD	930	13	3	6
3	BAREILLY	1844	25	6	11
4	ÁGRA	3001	41	10	18
5	VARANASI	2099	28	7	13
6	HALDWANI	1457	20	5	9
7	KANPUR	3002	41	10	18
8	LUCKNOW	2265	31	8	14
9	MEERUT	4952	67	16	30
10	DEHRADUN	2615	35	9	16
11	NOIDA	4733	64	16	28
12	BHAGALPUR	655	9	3	4
13	MUZAFFARPUR	748	10	3	5
14	RANCHI	3567	48	12	21
15	JAMSHEDPUR	2447	33	8	15
16	PATNA	1892	26	7	12
		<b>36876</b>	<b>500</b>	<b>126</b>	<b>224</b>
<b>Tamilnadu (Coimbatore &amp; Madurai)</b>					
1	NAGERCOIL	1678	23	6	10
2	TIRUNELVELI	3074	41	10	19
3	TRICHY	4613	62	15	28

COVERAGE & COMPLIANCE					
		CONTRIBUTORY	COMPLIANCE		
		EST	SSA	SS	EO
4	SALEM	4587	62	15	27
5	MADURAI	6312	85	21	38
6	COIMBATORE	7071	95	23	42
		<b>27335</b>	<b>368</b>	<b>90</b>	<b>164</b>
<b>Maharashtra (Bandra)</b>					
1	BANDRA	10749	144	35	64
		<b>10749</b>	<b>144</b>	<b>35</b>	<b>64</b>
<b>Haryana &amp; Rajasthan</b>					
1	ROHTAK	2644	36	9	16
2	KARNAL	5554	75	18	33
3	FARIDABAD	3677	50	12	22
4	GURGAON	6147	82	20	37
5	KOTA	1251	17	5	8
6	JODHPUR	2806	38	10	17
7	UDAIPUR	2196	30	8	13
8	JAIPUR	7655	103	25	46
		<b>31930</b>	<b>431</b>	<b>107</b>	<b>192</b>
<b>Telangana (Hyderabad &amp; Nizamabad)</b>					
1	HYDERABAD	9143	122	30	54
2	KUKATPALLI	2910	39	10	18
3	PATANCHERU	1531	21	5	10
4	SIDDIPET	259	4	1	2
5	WARANGAL	1502	21	5	9
6	KARIMNAGAR	1377	19	5	9
7	RAJAHMUNDRY	2914	39	10	18
8	NIZAMABAD	913	13	3	6
		<b>20549</b>	<b>278</b>	<b>69</b>	<b>126</b>
<b>Karnataka (Mangalore, Gulberga) &amp; Goa</b>					
1	RAICHUR	898	12	3	6
2	CHIKAMAGALUR	1387	19	5	9
3	SHIMOGA	1084	15	4	7
4	GULBARGA	1030	14	4	7
5	UDUPPI	852	12	3	6
6	BELLARY	1431	20	5	9
7	MYSORE	3153	43	11	19
8	MYSORE ROAD	1615	22	6	10
9	HUBLI	3704	50	12	22
10	MANGALORE	1983	27	7	12
11	GOA	2216	30	8	14
		<b>19353</b>	<b>264</b>	<b>68</b>	<b>121</b>
<b>Andhra Pradesh &amp; Orissa</b>					
1	GUNTUR	3777	51	13	23
2	KUDAPA	3278	44	11	20
3	VISHAKAPATNAM	3823	51	13	23
4	KEONJHAR	750	10	3	5

COVERAGE & COMPLIANCE					
		CONTRIBUTORY	COMPLIANCE		
		EST	SSA	SS	EO
5	BERHAMPUR	1137	16	4	7
6	ROURKELA	1963	27	7	12
7	BHUBANESWAR	4444	60	15	27
		<b>19172</b>	<b>259</b>	<b>66</b>	<b>117</b>
<b>Punjab &amp; Himachal Pradesh</b>					
1	AMRITSAR	2278	31	8	14
2	BHATINDA	3215	43	11	19
3	JALANDHAR	3033	41	10	18
4	SHIMLA	3893	52	13	23
5	LUDHIANA	4504	61	15	27
6	CHANDIGARH	4719	63	16	28
		<b>21642</b>	<b>291</b>	<b>73</b>	<b>129</b>
<b>Kerala</b>					
1	THIRUVANANTHAPURAM	1936	26	7	12
2	KANNUR	1044	14	4	7
3	KOLLAM	1002	14	4	6
4	KOTTAYAM	1259	17	5	8
5	KOZHIKODE	2934	40	10	18
6	KOCHI	5125	69	17	31
		<b>13300</b>	<b>180</b>	<b>47</b>	<b>82</b>
	<b>ALL INDIA</b>	<b>392848</b>	<b>5302</b>	<b>1328</b>	<b>2375</b>

Basis of calculation : 75 complying establishment - 1 SSA

Basis of calculation : 310 complying establishment - 1 SS

Basis of calculation : 170 complying establishment - 1 EO



## COMPLIANCE BY EXEMPTED ESTABLISHMENTS

		NO OF EXEMPTED ESTT	INTERNAL OFFICE DUTY			FIELD DUTY	
			SSA	SS	APFC	SS	EO
<b>West Bengal, Anadman &amp; Nicobar, Sikkim &amp; NER</b>							
1	SHILLONG	2					
2	AGARTALA	0					
3	GUWAHATI	4					
4	TINSUKIA	5					
5	DARJEELING	1					
6	PORT BLAIR	0					
7	SILIGURI	2					
8	BARRACKPORE	22	2	1	1		
9	DURGAPUR	7					
10	JALPAIGURI	3					
11	HOWRAH	38	2	1	1		
12	PARK STREET	86	4	1	2	1	1
13	JANGIPUR	0					
14	KOLKATA	134	4	1	2	1	2
		<b>304</b>	<b>12</b>	<b>4</b>	<b>6</b>	<b>2</b>	<b>3</b>
<b>Maharashtra (Thane &amp; Kandivali)</b>							
1	THANE	33	2	1	1		
2	VASHI	11					
3	KANDIVALI	25	2	1	1		
4	NASIK	14					
		<b>83</b>	<b>4</b>	<b>2</b>	<b>2</b>	<b>0</b>	<b>0</b>
<b>Tamilnadu (Chennai, Tambaram &amp; Puducherry)</b>							
1	PONDICHERRY	1					
2	CHENNAI	49	2	1	1		
3	AMBATTUR	12					
4	TAMBARAM	8					
5	VELLORE	6					
		<b>76</b>	<b>2</b>	<b>1</b>	<b>1</b>	<b>0</b>	<b>0</b>
<b>Gujarat, Daman Diu and Madhya Pradesh</b>							
1	VATWA	0					
2	NARODA	4					
3	BHARUCH	3					
4	SURAT	4					
5	VAPI	1					
6	VADODARA	21	2	1	1		
7	RAJKOT	8					
8	AHMEDABAD	35	2	1	1		
9	SAGAR	0					
10	UJJAIN	0					
11	GWALIOR	1					
12	JABALPUR	10					
13	BHOPAL	4					
14	INDORE	1					

		NO OF EXEMPTED ESTT	INTERNAL OFFICE DUTY			FIELD DUTY	
			SSA	SS	APFC	SS	EO
		<b>92</b>	<b>4</b>	<b>2</b>	<b>2</b>	<b>0</b>	<b>0</b>
<b>Delhi</b>							
1	LAXMINAGAR	8					
2	DELHISOUTH	53	2	1	1	1	1
3	DELHINORTH	89	4	1	2	1	1
		<b>150</b>	<b>6</b>	<b>2</b>	<b>3</b>	<b>2</b>	<b>2</b>
<b>Karnataka (Bangaluru &amp; Peenya)</b>							
1	BANGALORE	44	2	1	1		
2	PEENYA	15	2	1	1		
3	KRPURAM WHITEFIELD	13					
4	BOMMASANDRA	10					
5	TUMKUR	0					
6	YELAHANKA	0					
		<b>82</b>	<b>4</b>	<b>2</b>	<b>2</b>	<b>0</b>	<b>0</b>
<b>Maharashtra (Nagpur, Pune) &amp; Chattisgarh</b>							
1	AKOLA	0					
2	SOLHAPUR	2					
3	AURANGABAD	0					
4	KOLHAPUR	13					
5	NAGPUR	13					
7	PUNE	36	2	1	1		
8	RAIPUR (CHATTISGARH)	5					
		<b>69</b>	<b>2</b>	<b>1</b>	<b>1</b>	<b>0</b>	<b>0</b>
<b>Uttar Pradesh, Uttarakhand, Bihar &amp; Jharkhand</b>							
1	GORAKHPUR	7					
2	ALLAHABAD	15	2	1	1		
3	BAREILLY	5					
4	ÁGRA	5					
5	VARANASI	3					
6	HALDWANI	2					
7	KANPUR	9					
8	LUCKNOW	29	2	1	1		
9	MEERUT	27	2	1	1		
10	DEHRADUN	11					
11	NOIDA	9					
12	BHAGALPUR	1					
13	MUZAFFARPUR	5					
14	RANCHI	17	2	1	1		
15	JAMSHEDPUR	15	2	1	1		
16	PATNA	7					
		<b>167</b>	<b>10</b>	<b>5</b>	<b>5</b>	<b>0</b>	<b>0</b>
<b>Tamilnadu (Coimbatore &amp; Madurai)</b>							
1	NAGERCOIL	0					
2	TIRUNELVELI	3					
3	TRICHY	11					
4	SALEM	9					
5	MADURAI	10					

		NO OF EXEMPTED ESTT	INTERNAL OFFICE DUTY			FIELD DUTY	
			SSA	SS	APFC	SS	EO
6	COIMBATORE	16	2	1	1		
		<b>49</b>	<b>2</b>	<b>1</b>	<b>1</b>	<b>0</b>	<b>0</b>
<b>Maharashtra (Bandra)</b>							
1	BANDRA	191	6	1	3	2	3
		<b>191</b>	<b>6</b>	<b>1</b>	<b>3</b>	<b>2</b>	<b>3</b>
<b>Haryana &amp; Rajasthan</b>							
1	ROHTAK	4					
2	KARNAL	9					
3	FARIDABAD	8					
4	GURGAON	27	2	1	1		
5	KOTA	4					
6	JODHPUR	2					
7	UDAIPUR	6					
8	JAIPUR	23	2	1	1		
		<b>83</b>	<b>4</b>	<b>2</b>	<b>2</b>	<b>0</b>	<b>0</b>
<b>Telangana (Hyderabad &amp; Nizamabad)</b>							
1	HYDERABAD	28	2	1	1		
2	KUKATPALLI	13					
3	PATANCHERU	4					
4	SIDDIPET	0					
5	WARANGAL	0					
6	KARIMNAGAR	1					
7	RAJAHMUNDRY	4					
8	NIZAMABAD	0					
		<b>50</b>	<b>2</b>	<b>1</b>	<b>1</b>	<b>0</b>	<b>0</b>
<b>Karnataka (Mangalore, Gulberga) &amp; Goa</b>							
1	RAICHUR	1					
2	CHIKAMAGALUR	1					
3	SHIMOGA	4					
4	GULBARGA	1					
5	UDUPPI	2					
6	BELLARY	2					
7	MYSORE	12					
8	MYSORE ROAD	5					
9	HUBLI	3					
10	MANGALORE	3					
11	GOA	8					
		<b>42</b>	<b>0</b>	<b>0</b>	<b>0</b>	<b>0</b>	<b>0</b>
<b>Andhra Pradesh &amp; Orissa</b>							
1	GUNTUR	5					
2	KUDAPA	5					
3	VISHAKAPATNAM	9					
4	KEONJHAR	2					
5	BERHAMPUR	5					
6	ROURKELA	7					
7	BHUBANESWAR	8					
		<b>41</b>	<b>0</b>	<b>0</b>	<b>0</b>	<b>0</b>	<b>0</b>

		NO OF EXEMPTED ESTT	INTERNAL OFFICE DUTY			FIELD DUTY	
			SSA	SS	APFC	SS	EO
<b>Punjab &amp; Himachal Pradesh</b>							
1	AMRITSAR	3					
2	BHATINDA	0					
3	JALANDHAR	5					
4	SHIMLA	6					
5	LUDHIANA	1					
6	CHANDIGARH	7					
		<b>22</b>	<b>0</b>	<b>0</b>	<b>0</b>	<b>0</b>	<b>0</b>
<b>Kerala</b>							
1	THIRUVANANTHAPURAM	5					
2	KANNUR	0					
3	KOLLAM	2					
4	KOTTAYAM	3					
5	KOZHIKODE	6					
6	KOCHI	20	2	1	1		
		<b>36</b>	<b>2</b>	<b>1</b>	<b>1</b>	<b>0</b>	<b>0</b>
	<b>ALL INDIA</b>	<b>1537</b>	<b>60</b>	<b>25</b>	<b>30</b>	<b>6</b>	<b>8</b>

Basis of calculation : For internal Office duty 1-15 est - no separate allotment, ( to be adjusted with compliance section)

Basis of calculation : For internal Office duty 15-65 est - SSA-2, SS-1, APFC-1,

Basis of calculation : For internal Office duty 65 to 115 est - SSA-4, SS-1, APFC-2

Basis of calculation : For Field Duty less 50 est - no separate allotment, (to be adjusted with compliance section)

Basis of calculation : For Field Duty 50-99 est - SS-1,EO-1,

Basis of calculation : For Field Duty more than 100 est - SS-1,EO-2

## Annexure-IV

## CASH &amp; ACCOUNTS

		WORKLOAD	SSA	SS	APFC
<b>West Bengal, Anadman &amp; Nicobar, Sikkim &amp; NER</b>					
1	SHILLONG	22940	2	0	0
2	AGARTALA	27009	2	0	0
3	GUWAHATI	145255	6	1	0
4	TINSUKIA	282781	6	1	0
5	DARJEELING	28129	2	0	0
6	PORT BLAIR	11003	2	0	0
7	SILIGURI	153881	6	1	0
8	BARRACKPORE	132289	6	1	0
9	DURGAPUR	149284	6	1	0
10	JALPAIGURI	192195	6	1	0
11	HOWRAH	151309	6	1	0
12	PARK STREET	247867	6	1	0
13	JANGIPUR	404462	8	2	0
14	KOLKATA	562702	12	2	1
		<b>2511106</b>	<b>76</b>	<b>12</b>	<b>1</b>
<b>Maharashtra (Thane &amp; Kandivali)</b>					
1	THANE	630712	12	2	1
2	VASHI	427064	8	2	0
3	KANDIVALI	928304	12	2	1
4	NASIK	293721	6	1	0
		<b>2279801</b>	<b>38</b>	<b>7</b>	<b>2</b>
<b>Tamilnadu (Chennai, Tambaram &amp; Puducherry)</b>					
1	PONDICHERY	91477	4	1	0
2	CHENNAI	1223330	18	3	0
3	AMBATTUR	393693	8	2	0
4	TAMBARAM	388553	8	2	0
5	VELLORE	193537	6	1	0
		<b>2290590</b>	<b>44</b>	<b>9</b>	<b>0</b>
<b>Gujarat, Daman Diu and Madhya Pradesh</b>					
1	VATWA	65059	4	1	0
2	NARODA	79732	4	1	0
3	BHARUCH	124197	6	1	0
4	SURAT	274769	6	1	0
5	VAPI	319330	8	2	0
6	VADODARA	325814	8	2	0
7	RAJKOT	372225	8	2	0
8	AHMEDABAD	646912	12	2	1
9	SAGAR	52768	4	1	0
10	UJJAIN	51610	4	1	0
11	GWALIOR	65354	4	1	0
12	JABALPUR	139866	6	1	0
13	BHOPAL	187394	6	1	0
14	INDORE	299554	6	1	0
		<b>3004584</b>	<b>86</b>	<b>18</b>	<b>1</b>
<b>Delhi</b>					
1	LAXMINAGAR	183086	6	1	0
2	DELHISOUTH	792059	12	2	1

CASH & ACCOUNTS					
		WORKLOAD	SSA	SS	APFC
3	DELHINORTH	1107522	24	4	1
		<b>2082667</b>	<b>42</b>	<b>7</b>	<b>2</b>
<b>Karnataka (Bangaluru &amp; Peenya)</b>					
1	BANGALORE	772006	12	2	1
2	PEENYA	331713	8	2	0
3	KRPURAM WHITEFIELD	581097	12	2	1
4	BOMMASANDRA	672875	12	2	1
5	TUMKUR	36810	2	0	0
6	YELAHANKA	149641	6	1	0
		<b>2544142</b>	<b>52</b>	<b>9</b>	<b>3</b>
<b>Maharashtra (Nagpur, Pune) &amp; Chattisgarh</b>					
1	AKOLA	52193	4	1	0
2	SOLHAPUR	110118	6	1	0
3	AURANGABAD	187895	6	1	0
4	KOLHAPUR	192848	6	1	0
5	NAGPUR	256716	6	1	0
6	PUNE	1193584	18	3	1
7	RAIPUR (CHATTISGARH)	289041	6	1	0
		<b>2282395</b>	<b>52</b>	<b>9</b>	<b>1</b>
<b>Uttar Pradesh, Uttarakhand, Bihar &amp; Jharkhand</b>					
1	GORAKHPUR	35275	2	0	0
2	ALLAHABAD	44057	2	0	0
3	BAREILLY	79316	4	1	0
4	ÁGRA	109469	6	1	0
5	VARANASI	101891	6	1	0
6	HALDWANI	145156	6	1	0
7	KANPUR	155997	6	1	0
8	LUCKNOW	144894	6	1	0
9	MEERUT	244206	6	1	0
10	DEHRADUN	240621	6	1	0
11	NOIDA	487210	8	2	0
12	BHAGALPUR	21399	2	0	0
13	MUZAFFARPUR	26384	2	0	0
14	RANCHI	154841	6	1	0
15	JAMSHEDPUR	140474	6	1	0
16	PATNA	215243	6	1	0
		<b>2346433</b>	<b>80</b>	<b>13</b>	<b>0</b>
<b>Tamilnadu (Coimbatore &amp; Madurai)</b>					
1	NAGERCOIL	62201	4	1	0
2	TIRUNELVELI	167776	6	1	0
3	TRICHY	229572	6	1	0
4	SALEM	317560	8	2	0
5	MADURAI	357536	8	2	0
6	COIMBATORE	576755	12	2	1
		<b>1711400</b>	<b>44</b>	<b>9</b>	<b>1</b>
<b>Maharashtra (Bandra)</b>					
1	BANDRA	1596090	18	3	1
		<b>1596090</b>	<b>18</b>	<b>3</b>	<b>1</b>
<b>Haryana &amp; Rajasthan</b>					

CASH & ACCOUNTS					
		WORKLOAD	SSA	SS	APFC
1	ROHTAK	125945	6	1	0
2	KARNAL	206467	6	1	0
3	FARIDABAD	337263	8	2	0
4	GURGAON	984693	12	2	1
5	KOTA	53644	4	1	0
6	JODHPUR	110929	6	1	0
7	UDAIPUR	164500	6	1	0
8	JAIPUR	428230	8	2	0
		<b>2411671</b>	<b>56</b>	<b>11</b>	<b>1</b>
<b>Telangana (Hyderabad &amp; Nizamabad)</b>					
1	HYDERABAD	1171464	18	3	1
2	KUKATPALLI	250004	6	1	0
3	PATANCHERU	150177	6	1	0
4	SIDDIPET	13534	2	0	0
5	WARANGAL	69878	4	1	0
6	KARIMNAGAR	75793	4	1	0
7	RAJAHMUNDRY	108208	6	1	0
8	NIZAMABAD	389498	8	2	0
		<b>2228556</b>	<b>54</b>	<b>10</b>	<b>1</b>
<b>Karnataka (Mangalore, Gulberga) &amp; Goa</b>					
1	RAICHUR	29846	2	0	0
2	CHIKAMAGALUR	36322	2	0	0
3	SHIMOGA	55138	4	1	0
4	GULBARGA	46499	2	0	0
5	UDUPPI	72550	4	1	0
6	BELLARY	55852	4	1	0
7	MYSORE	143347	6	1	0
8	MYSORE ROAD	171086	6	1	0
9	HUBLI	192063	6	1	0
10	MANGALORE	257493	6	1	0
11	GOA	150947	6	1	0
		<b>1211143</b>	<b>48</b>	<b>8</b>	<b>0</b>
<b>Andhra Pradesh &amp; Orissa</b>					
1	GUNTUR	194724	6	1	0
2	KUDAPA	226181	6	1	0
3	VISHAKAPATNAM	249463	6	1	0
4	KEONJHAR	48218	2	0	0
5	BERHAMPUR	74161	4	1	0
6	ROURKELA	156201	6	1	0
7	BHUBANESWAR	286930	6	1	0
		<b>1235878</b>	<b>36</b>	<b>6</b>	<b>0</b>
<b>Punjab &amp; Himachal Pradesh</b>					
1	AMRITSAR	66009	4	1	0
2	BHATINDA	107309	6	1	0
3	JALANDHAR	141733	6	1	0
4	SHIMLA	242180	6	1	0
5	LUDHIANA	244243	6	1	0
6	CHANDIGARH	338045	8	2	0
		<b>1139519</b>	<b>36</b>	<b>7</b>	<b>0</b>

<b>CASH &amp; ACCOUNTS</b>					
		WORKLOAD	SSA	SS	APFC
<b>Kerala</b>					
1	THIRUVANANTHAPURAM	125795	6	1	0
2	KANNUR	63596	4	1	0
3	KOLLAM	79983	4	1	0
4	KOTTAYAM	87527	4	1	0
5	KOZHIKODE	144448	6	1	0
6	KOCHI	395653	8	2	0
		<b>897002</b>	<b>32</b>	<b>7</b>	<b>0</b>
	<b>ALL INDIA</b>	<b>31772977</b>	<b>794</b>	<b>145</b>	<b>14</b>

Basis of calculation : upto 50000 contributory members = 2 SSA

Basis of calculation : 50000 to 1 lakh contributory members = 4 SSA, 1 SS

Basis of calculation : 1 to 3 lakh contributory members = 6 SSA, 1 SS

Basis of calculation : 3 to 5 lakh contributory members = 8 SSA, 2 SS

Basis of calculation : 5 to 10 lakh contributory members = 12 SSA, 2 SS

Basis of calculation : Above 10 lakh contributory members = 18 SSA, 3 SS

Basis of calculation : for more than 5 lakh contributory members = 1 APFC exclusively



## Annexure-V

## CLAIM SETTLEMENT INCLUDING PENSION AND EDLI CLAIMS

		WORKLOAD	SSA	SS	AO
<b>West Bengal, Anadman &amp; Nicobar, Sikkim &amp; NER</b>					
1	SHILLONG	4560	2	1	0
2	AGARTALA	3564	2	1	0
3	GUWAHATI	32515	11	2	1
4	TINSUKIA	7885	3	1	0
5	DARJEELING	3570	2	1	0
6	PORT BLAIR	2789	1	1	0
7	SILIGURI	22855	8	2	1
8	BARRACKPORE	24953	9	2	1
9	DURGAPUR	30516	11	2	1
10	JALPAIGURI	21973	8	2	1
11	HOWRAH	28338	10	2	1
12	PARK STREET	46438	16	3	1
13	JANGIPUR	96539	33	6	3
14	KOLKATA	118628	40	7	3
		<b>445123</b>	<b>156</b>	<b>33</b>	<b>13</b>
<b>Maharashtra (Thane &amp; Kandivali)</b>					
1	THANE	184637	62	11	5
2	VASHI	134333	45	8	4
3	KANDIVALI	263538	88	15	7
4	NASIK	96689	33	6	3
		<b>679197</b>	<b>228</b>	<b>40</b>	<b>19</b>
<b>Tamilnadu (Chennai, Tambaram &amp; Puducherry)</b>					
1	PONDICHERRY	29999	10	2	1
2	CHENNAI	375599	126	21	10
3	AMBATTUR	130571	44	8	4
4	TAMBARAM	116328	39	7	3
5	VELLORE	55209	19	4	2
		<b>707706</b>	<b>238</b>	<b>42</b>	<b>20</b>
<b>Gujarat, Daman Diu and Madhya Pradesh</b>					
1	VATWA	13887	5	1	0
2	NARODA	21706	8	2	1
3	BHARUCH	35009	12	2	1
4	SURAT	64473	22	4	2
5	VAPI	55373	19	4	2
6	VADODARA	104822	35	6	3
7	RAJKOT	89625	30	5	2
8	AHMEDABAD	173326	58	10	5
9	SAGAR	17403	6	1	0
10	UJJAIN	11971	4	1	0
11	GWALIOR	21288	8	2	1
12	JABALPUR	32677	11	2	1
13	BHOPAL	56894	19	4	2
14	INDORE	67007	23	4	2
		<b>765461</b>	<b>260</b>	<b>48</b>	<b>22</b>
<b>Delhi</b>					
1	LAXMINAGAR	51607	18	3	1
2	DELHISOUTH	236991	79	14	7

**CLAIM SETTLEMENT INCLUDING PENSION AND EDLI CLAIMS**

		WORKLOAD	SSA	SS	AO
3	DELHINORTH	243284	82	14	7
		<b>531882</b>	<b>179</b>	<b>31</b>	<b>15</b>

**Karnataka (Bangaluru & Peenya)**

1	BANGALORE	255131	86	15	7
2	PEENYA	125049	42	7	3
3	KRPURAM WHITEFIELD	127819	43	8	4
4	BOMMASANDRA	215529	72	12	6
5	TUMKUR	10599	4	1	0
6	YELAHANKA	45666	16	3	1
		<b>779793</b>	<b>263</b>	<b>46</b>	<b>21</b>

**Maharashtra (Nagpur, Pune) & Chattisgarh**

1	AKOLA	16726	6	1	0
2	SOLHAPUR	28994	10	2	1
3	AURANGABAD	60248	21	4	2
4	KOLHAPUR	56170	19	4	2
5	NAGPUR	83489	28	5	2
6	PUNE	410639	137	23	11
7	RAIPUR (CHATTISGARH)	80416	27	5	2
		<b>736682</b>	<b>248</b>	<b>44</b>	<b>20</b>

**Uttar Pradesh, Uttarakhand, Bihar & Jharkhand**

1	GORAKHPUR	10181	4	1	0
2	ALLAHABAD	10456	4	1	0
3	BAREILLY	22590	8	2	1
4	ÁGRA	22005	8	2	1
5	VARANASI	25949	9	2	1
6	HALDWANI	49222	17	3	1
7	KANPUR	41653	14	3	1
8	LUCKNOW	40660	14	3	1
9	MEERUT	86108	29	5	2
10	DEHRADUN	68029	23	4	2
11	NOIDA	167917	56	10	5
12	BHAGALPUR	5208	2	1	0
13	MUZAFFARPUR	6326	3	1	0
14	RANCHI	30551	11	2	1
15	JAMSHEDPUR	55071	19	4	2
16	PATNA	31920	11	2	1
		<b>673846</b>	<b>232</b>	<b>46</b>	<b>19</b>

**Tamilnadu (Coimbatore & Madurai)**

1	NAGERCOIL	18689	7	2	1
2	TIRUNELVELI	81072	28	5	2
3	TRICHY	71438	24	4	2
4	SALEM	98383	33	6	3
5	MADURAI	122594	41	7	3
6	COIMBATORE	178585	60	10	5
		<b>570761</b>	<b>193</b>	<b>34</b>	<b>16</b>

**Maharashtra (Bandra)**

1	BANDRA	503057	168	28	14
		<b>503057</b>	<b>168</b>	<b>28</b>	<b>14</b>

**Haryana & Rajasthan**

**CLAIM SETTLEMENT INCLUDING PENSION AND EDLI CLAIMS**

		WORKLOAD	SSA	SS	AO
1	ROHTAK	40886	14	3	1
2	KARNAL	67559	23	4	2
3	FARIDABAD	184513	62	11	5
4	GURGAON	378543	127	22	11
5	KOTA	22168	8	2	1
6	JODHPUR	32351	11	2	1
7	UDAIPUR	41121	14	3	1
8	JAIPUR	109505	37	7	3
		<b>876646</b>	<b>296</b>	<b>54</b>	<b>25</b>

**Telangana (Hyderabad & Nizamabad)**

1	HYDERABAD	336714	113	19	9
2	KUKATPALLI	81384	28	5	2
3	PATANCHERU	47100	16	3	1
4	SIDDIPET	2638	1	1	0
5	WARANGAL	20856	7	2	1
6	KARIMNAGAR	14473	5	1	0
7	RAJAHMUNDRY	32898	11	2	1
8	NIZAMABAD	26345	9	2	1
		<b>562408</b>	<b>190</b>	<b>35</b>	<b>15</b>

**Karnataka (Mangalore, Gulberga) & Goa**

1	RAICHUR	7825	3	1	0
2	CHIKAMAGALUR	9152	4	1	0
3	SHIMOGA	18203	7	2	1
4	GULBARGA	10490	4	1	0
5	UDUPPI	19966	7	2	1
6	BELLARY	23973	8	2	1
7	MYSORE	40177	14	3	1
8	MYSORE ROAD	51589	18	3	1
9	HUBLI	52533	18	3	1
10	MANGALORE	52507	18	3	1
11	GOA	56736	19	4	2
		<b>343151</b>	<b>120</b>	<b>25</b>	<b>9</b>

**Andhra Pradesh & Orissa**

1	GUNTUR	72965	25	5	2
2	KUDAPA	71695	24	4	2
3	VISHAKAPATNAM	74445	25	5	2
4	KEONJHAR	20115	7	2	1
5	BERHAMPUR	13857	5	1	0
6	ROURKELA	36803	13	3	1
7	BHUBANESWAR	106740	36	6	3
		<b>396620</b>	<b>135</b>	<b>26</b>	<b>11</b>

**Punjab & Himachal Pradesh**

1	AMRITSAR	20009	7	2	1
2	BHATINDA	51080	18	3	1
3	JALANDHAR	38075	13	3	1
4	SHIMLA	78220	27	5	2
5	LUDHIANA	90062	31	6	3
6	CHANDIGARH	118694	40	7	3
		<b>396140</b>	<b>136</b>	<b>26</b>	<b>11</b>

CLAIM SETTLEMENT INCLUDING PENSION AND EDLI CLAIMS					
		WORKLOAD	SSA	SS	AO
<b>Kerala</b>					
1	THIRUVANANTHAPURAM	54753	19	4	2
2	KANNUR	12738	5	1	0
3	KOLLAM	21677	8	2	1
4	KOTTAYAM	24969	9	2	1
5	KOZHIKODE	35299	12	2	1
6	KOCHI	101696	34	6	3
		<b>251132</b>	<b>87</b>	<b>17</b>	<b>8</b>
	<b>ALL INDIA</b>	<b>9219605</b>	<b>3129</b>	<b>575</b>	<b>258</b>

Basis of calculation : Settlement of 20 claims/day = 1 SSA

Basis of calculation : for 6 SSA = 1 SS

Basis of calculation : for 2/3 SS = 1 AO

Basis of calculation : for 1 SS = No AO

## PENSION REFERENCES

		PENSIONER	PENSION SECTION			
			SSA	SS	AO	APFC
<b>West Bengal, Anadman &amp; Nicobar, Sikkim &amp; NER</b>						
1	SHILLONG	2947	1	1	0	
2	AGARTALA	4849	1	1	0	
3	GUWAHATI	23144	2	1	0	
4	TINSUKIA	10732	1	1	0	
5	DARJEELING	9062	1	1	0	
6	PORT BLAIR	2404	1	1	0	
7	SILIGURI	17727	2	1	0	
8	BARRACKPORE	64668	5	1	1	1
9	DURGAPUR	50815	4	1	1	1
10	JALPAIGURI	28227	2	1	0	
11	HOWRAH	82229	6	2	1	1
12	PARK STREET	19765	2	1	0	
13	JANGIPUR	27629	2	1	0	
14	KOLKATA	92761	7	2	1	1
		<b>436959</b>	<b>37</b>	<b>16</b>	<b>4</b>	<b>4</b>
<b>Maharashtra (Thane &amp; Kandivali)</b>						
1	THANE	99348	7	2	1	1
2	VASHI	44645	3	1	1	
3	KANDIVALI	68970	5	1	1	1
4	NASIK	111647	8	2	1	1
		<b>324610</b>	<b>23</b>	<b>6</b>	<b>4</b>	<b>3</b>
<b>Tamilnadu (Chennai, Tambaram &amp; Puducherry)</b>						
1	PONDICHERRY	12906	1	1	0	
2	CHENNAI	65549	5	1	1	1
3	AMBATTUR	30683	3	1	1	
4	TAMBARAM	30696	3	1	1	
5	VELLORE	54857	4	1	1	1
		<b>194691</b>	<b>16</b>	<b>5</b>	<b>4</b>	<b>2</b>
<b>Gujarat, Daman Diu and Madhya Pradesh</b>						
1	VATWA	10596	1	1	0	
2	NARODA	29948	2	1	0	
3	BHARUCH	11058	1	1	0	
4	SURAT	31668	3	1	1	
5	VAPI	12466	1	1	0	
6	VADODARA	55743	4	1	1	1
7	RAJKOT	47723	4	1	1	
8	AHMEDABAD	113386	8	2	1	1
9	SAGAR	11358	1	1	0	
10	UJJAIN	20098	2	1	0	
11	GWALIOR	20029	2	1	0	
12	JABALPUR	38619	3	1	1	
13	BHOPAL	24850	2	1	0	
14	INDORE	45546	4	1	1	
		<b>473088</b>	<b>38</b>	<b>15</b>	<b>6</b>	<b>2</b>
<b>Delhi</b>						
1	LAXMINAGAR	8907	1	1	0	
2	DELHISOUTH	16419	2	1	0	

PENSION REFERENCES						
		PENSIONER	PENSION SECTION			APFC
			SSA	SS	AO	
3	DELHINORTH	74574	5	1	1	1
		<b>99900</b>	<b>8</b>	<b>3</b>	<b>1</b>	<b>1</b>
<b>Karnataka (Bangaluru &amp; Peenya)</b>						
1	BANGALORE	68394	5	1	1	1
2	PEENYA	22594	2	1	0	
3	KRPURAM WHITEFIELD	29688	2	1	1	
4	BOMMASANDRA	6363	1	1	0	
5	TUMKUR	5838	1	1	0	
6	YELAHANKA	5022	1	1	0	
		<b>137899</b>	<b>12</b>	<b>6</b>	<b>2</b>	<b>1</b>
<b>Maharashtra (Nagpur, Pune) &amp; Chattisgarh</b>						
1	AKOLA	43184	3	1	1	
2	SOLHAPUR	55206	4	1	1	1
3	AURANGABAD	50185	4	1	1	1
4	KOLHAPUR	123538	9	2	1	1
5	NAGPUR	97027	7	2	1	1
6	PUNE	91083	7	2	1	1
7	RAIPUR (CHATTISGARH)	63024	5	1	1	1
		<b>523247</b>	<b>39</b>	<b>10</b>	<b>7</b>	<b>6</b>
<b>Uttar Pradesh, Uttarakhand, Bihar &amp; Jharkhand</b>						
1	GORAKHPUR	75935	6	2	1	1
2	ALLAHABAD	39961	3	1	1	
3	BAREILLY	15444	2	1	0	
4	ÁGRA	23937	2	1	0	
5	VARANASI	65800	5	1	1	1
6	HALDWANI	16158	2	1	0	
7	KANPUR	46942	4	1	1	
8	LUCKNOW	36170	3	1	1	
9	MEERUT	56476	4	1	1	1
10	DEHRADUN	25647	2	1	0	
11	NOIDA	7462	1	1	0	
12	BHAGALPUR	12379	1	1	0	
13	MUZAFFARPUR	80937	6	2	1	1
14	RANCHI	66572	5	1	1	1
15	JAMSHEDPUR	41515	3	1	1	
16	PATNA	41335	3	1	1	
		<b>652670</b>	<b>52</b>	<b>18</b>	<b>10</b>	<b>5</b>
<b>Tamilnadu (Coimbatore &amp; Madurai)</b>						
1	NAGERCOIL	16140	2	1	0	
2	TIRUNELVELI	98494	7	2	1	1
3	TRICHY	69152	5	1	1	1
4	SALEM	45301	4	1	1	
5	MADURAI	73164	5	1	1	1
6	COIMBATORE	96566	7	2	1	1
		<b>398817</b>	<b>30</b>	<b>8</b>	<b>5</b>	<b>4</b>
<b>Maharashtra (Bandra)</b>						
1	BANDRA	90623	7	2	1	1
		<b>90623</b>	<b>7</b>	<b>2</b>	<b>1</b>	<b>1</b>
<b>Haryana &amp; Rajasthan</b>						

PENSION REFERENCES						
		PENSIONER	PENSION SECTION			APFC
			SSA	SS	AO	
1	ROHTAK	23549	2	1	0	
2	KARNAL	34635	3	1	1	
3	FARIDABAD	33857	3	1	1	
4	GURGAON	13254	1	1	0	
5	KOTA	19071	2	1	0	
6	JODHPUR	18149	2	1	0	
7	UDAIPUR	24970	2	1	0	
8	JAIPUR	56003	4	1	1	1
		<b>223488</b>	<b>19</b>	<b>8</b>	<b>3</b>	<b>1</b>
<b>Telangana (Hyderabad &amp; Nizamabad)</b>						
1	HYDERABAD	80774	6	2	1	1
2	KUKATPALLI	25416	2	1	0	
3	PATANCHERU	15679	2	1	0	
4	SIDDIPET	10130	1	1	0	
5	WARANGAL	25044	2	1	0	
6	KARIMNAGAR	51252	4	1	1	1
7	RAJAHMUNDRY	42316	3	1	1	
8	NIZAMABAD	59154	4	1	1	1
		<b>309765</b>	<b>24</b>	<b>9</b>	<b>4</b>	<b>3</b>
<b>Karnataka (Mangalore, Gulberga) &amp; Goa</b>						
1	RAICHUR	12152	1	1	0	
2	CHIKAMAGALUR	12854	1	1	0	
3	SHIMOGA	23771	2	1	0	
4	GULBARGA	18707	2	1	0	
5	UDUPPI	14482	1	1	0	
6	BELLARY	14728	1	1	0	
7	MYSORE	35091	3	1	1	
8	MYSORE ROAD	7201	1	1	0	
9	HUBLI	57332	4	1	1	1
10	MANGALORE	73885	5	1	1	1
11	GOA	18992	2	1	0	
		<b>289195</b>	<b>23</b>	<b>11</b>	<b>3</b>	<b>2</b>
<b>Andhra Pradesh &amp; Orissa</b>						
1	GUNTUR	51017	4	1	1	1
2	KUDAPA	57586	4	1	1	1
3	VISHAKAPATNAM	65686	5	1	1	1
4	KEONJHAR	8662	1	1		
5	BERHAMPUR	15681	2	1		
6	ROURKELA	5884	1	1		
7	BHUBANESWAR	60482	5	1	1	1
		<b>264998</b>	<b>22</b>	<b>7</b>	<b>4</b>	<b>4</b>
<b>Punjab &amp; Himachal Pradesh</b>						
1	AMRITSAR	22685	2	1	0	
2	BHATINDA	16089	2	1	0	
3	JALANDHAR	25001	2	1	0	
4	SHIMLA	24521	2	1	0	
5	LUDHIANA	17473	2	1	0	
6	CHANDIGARH	32404	3	1	1	
		<b>138173</b>	<b>13</b>	<b>6</b>	<b>1</b>	<b>0</b>

PENSION REFERENCES						
		PENSIONER	PENSION SECTION			APFC
			SSA	SS	AO	
<b>Kerala</b>						
1	THIRUVANANTHAPURAM	36733	3	1	1	
2	KANNUR	51323	4	1	1	1
3	KOLLAM	72260	5	1	1	1
4	KOTTAYAM	34385	3	1	1	
5	KOZHIKODE	51819	4	1	1	1
6	KOCHI	82904	6	2	1	1
		<b>329424</b>	<b>25</b>	<b>7</b>	<b>6</b>	<b>4</b>
	<b>ALL INDIA</b>	<b>4887547</b>	<b>388</b>	<b>137</b>	<b>65</b>	<b>43</b>

Basis of calculation : 15000 pensioners / SSA

Basis of calculation : 5 SSA/ SS

Basis of calculation : 2 SS/ AO

Basis of calculation : More than 50000 pensioners = 1 APFC



<b>Annexure-VII</b>					
<b>GRIEVANCE REDRESSAL &amp; PUBLIC AWARENESS</b>					
		WORKLOAD	SSA	SS	APFC
<b>West Bengal, Anadman &amp; Nicobar, Sikkim &amp; NER</b>					
1	SHILLONG	22940	2	0	0
2	AGARTALA	27009	2	0	0
3	GUWAHATI	145255	4	1	0
4	TINSUKIA	282781	4	1	0
5	DARJEELING	28129	2	0	0
6	PORT BLAIR	11003	2	0	0
7	SILIGURI	153881	4	1	0
8	BARRACKPORE	132289	4	1	0
9	DURGAPUR	149284	4	1	0
10	JALPAIGURI	192195	4	1	0
11	HOWRAH	151309	4	1	0
12	PARK STREET	247867	4	1	0
13	JANGIPUR	404462	8	2	0
14	KOLKATA	562702	12	2	1
		<b>2511106</b>	<b>60</b>	<b>12</b>	<b>1</b>
<b>Maharashtra (Thane &amp; Kandivali)</b>					
1	THANE	630712	12	2	1
2	VASHI	427064	8	2	0
3	KANDIVALI	928304	12	2	1
4	NASIK	293721	4	1	0
		<b>2279801</b>	<b>36</b>	<b>7</b>	<b>2</b>
<b>Tamilnadu (Chennai, Tambaram &amp; Puducherry)</b>					
1	PONDICHERRY	91477	3	1	0
2	CHENNAI	1223330	18	3	1
3	AMBATTUR	393693	8	2	0
4	TAMBARAM	388553	8	2	0
5	VELLORE	193537	4	1	0
		<b>2290590</b>	<b>41</b>	<b>9</b>	<b>1</b>
<b>Gujarat, Daman Diu and Madhya Pradesh</b>					
1	VATWA	65059	2	1	0
2	NARODA	79732	3	1	0
3	BHARUCH	124197	4	1	0
4	SURAT	274769	4	1	0
5	VAPI	319330	8	2	0
6	VADODARA	325814	8	2	0
7	RAJKOT	372225	8	2	0
8	AHMEDABAD	646912	12	2	1
9	SAGAR	52768	2	1	0
10	UJJAIN	51610	2	1	0
11	GWALIOR	65354	2	1	0
12	JABALPUR	139866	4	1	0
13	BHOPAL	187394	4	1	0
14	INDORE	299554	4	1	0
		<b>3004584</b>	<b>67</b>	<b>18</b>	<b>1</b>
<b>Delhi</b>					
1	LAXMINAGAR	183086	4	1	0
2	DELHISOUTH	792059	12	2	1

GRIEVANCE REDRESSAL & PUBLIC AWARENESS					
		WORKLOAD	SSA	SS	APFC
3	DELHINORTH	1107522	18	3	1
		<b>2082667</b>	<b>34</b>	<b>6</b>	<b>2</b>
<b>Karnataka (Bangaluru &amp; Peenya)</b>					
1	BANGALORE	772006	12	2	1
2	PEENYA	331713	8	2	0
3	KRPURAM WHITEFIELD	581097	12	2	1
4	BOMMASANDRA	672875	12	2	1
5	TUMKUR	36810	2	0	0
6	YELAHANKA	149641	4	1	0
		<b>2544142</b>	<b>50</b>	<b>9</b>	<b>3</b>
<b>Maharashtra (Nagpur, Pune) &amp; Chattisgarh</b>					
1	AKOLA	52193	2	1	0
2	SOLHAPUR	110118	4	1	0
3	AURANGABAD	187895	4	1	0
4	KOLHAPUR	192848	4	1	0
5	NAGPUR	256716	4	1	0
6	PUNE	1193584	18	3	1
7	RAIPUR (CHATTISGARH)	289041	4	1	0
		<b>2282395</b>	<b>40</b>	<b>9</b>	<b>1</b>
<b>Uttar Pradesh, Uttarakhand, Bihar &amp; Jharkhand</b>					
1	GORAKHPUR	35275	2	0	0
2	ALLAHABAD	44057	2	0	0
3	BAREILLY	79316	3	1	0
4	ÁGRA	109469	4	1	0
5	VARANASI	101891	4	1	0
6	HALDWANI	145156	4	1	0
7	KANPUR	155997	4	1	0
8	LUCKNOW	144894	4	1	0
9	MEERUT	244206	4	1	0
10	DEHRADUN	240621	4	1	0
11	NOIDA	487210	8	2	0
12	BHAGALPUR	21399	2	0	0
13	MUZAFFARPUR	26384	2	0	0
14	RANCHI	154841	4	1	0
15	JAMSHEDPUR	140474	4	1	0
16	PATNA	215243	4	1	0
		<b>2346433</b>	<b>59</b>	<b>13</b>	<b>0</b>
<b>Tamilnadu (Coimbatore &amp; Madurai)</b>					
1	NAGERCOIL	62201	2	1	0
2	TIRUNELVELI	167776	4	1	0
3	TRICHY	229572	4	1	0
4	SALEM	317560	8	2	0
5	MADURAI	357536	8	2	0
6	COIMBATORE	576755	12	2	1
		<b>1711400</b>	<b>38</b>	<b>9</b>	<b>1</b>
<b>Maharashtra (Bandra)</b>					
1	BANDRA	1596090	18	3	1
		<b>1596090</b>	<b>18</b>	<b>3</b>	<b>1</b>
<b>Haryana &amp; Rajasthan</b>					

**GRIEVANCE REDRESSAL & PUBLIC AWARENESS**

		WORKLOAD	SSA	SS	APFC
1	ROHTAK	125945	4	1	0
2	KARNAL	206467	4	1	0
3	FARIDABAD	337263	8	2	0
4	GURGAON	984693	12	2	1
5	KOTA	53644	2	1	0
6	JODHPUR	110929	4	1	0
7	UDAIPUR	164500	4	1	0
8	JAIPUR	428230	8	2	0
		<b>2411671</b>	<b>46</b>	<b>11</b>	<b>1</b>

**Telangana (Hyderabad & Nizamabad)**

1	HYDERABAD	1171464	18	3	1
2	KUKATPALLI	250004	4	1	0
3	PATANCHERU	150177	4	1	0
4	SIDDIPET	13534	2	0	0
5	WARANGAL	69878	2	1	0
6	KARIMNAGAR	75793	3	1	0
7	RAJAHMUNDRY	108208	4	1	0
8	NIZAMABAD	389498	8	2	0
		<b>2228556</b>	<b>45</b>	<b>10</b>	<b>1</b>

**Karnataka (Mangalore, Gulberga) & Goa**

1	RAICHUR	29846	2	0	0
2	CHIKAMAGALUR	36322	2	0	0
3	SHIMOGA	55138	2	1	0
4	GULBARGA	46499	2	0	0
5	UDUPPI	72550	3	1	0
6	BELLARY	55852	2	1	0
7	MYSORE	143347	4	1	0
8	MYSORE ROAD	171086	4	1	0
9	HUBLI	192063	4	1	0
10	MANGALORE	257493	4	1	0
11	GOA	150947	4	1	0
		<b>1211143</b>	<b>33</b>	<b>8</b>	<b>0</b>

**Andhra Pradesh & Orissa**

1	GUNTUR	194724	4	1	0
2	KUDAPA	226181	4	1	0
3	VISHAKAPATNAM	249463	4	1	0
4	KEONJHAR	48218	2	0	0
5	BERHAMPUR	74161	3	1	0
6	ROURKELA	156201	4	1	0
7	BHUBANESWAR	286930	4	1	0
		<b>1235878</b>	<b>25</b>	<b>6</b>	<b>0</b>

**Punjab & Himachal Pradesh**

1	AMRITSAR	66009	2	1	0
2	BHATINDA	107309	4	1	0
3	JALANDHAR	141733	4	1	0
4	SHIMLA	242180	4	1	0
5	LUDHIANA	244243	4	1	0
6	CHANDIGARH	338045	8	2	0
		<b>1139519</b>	<b>26</b>	<b>7</b>	<b>0</b>

GRIEVANCE REDRESSAL & PUBLIC AWARENESS					
		WORKLOAD	SSA	SS	APFC
<b>Kerala</b>					
1	THIRUVANANTHAPURAM	25795	2	0	0
2	KANNUR	63596	2	1	0
3	KOLLAM	79983	3	1	0
4	KOTTAYAM	87527	3	1	0
5	KOZHIKODE	144448	4	1	0
6	KOCHI	395653	8	2	0
		<b>797002</b>	<b>22</b>	<b>6</b>	<b>0</b>
	<b>ALL INDIA</b>	<b>31672977</b>	<b>640</b>	<b>143</b>	<b>15</b>

Basis of calculation : upto 70000 contributory members = 2 SSA

Basis of calculation : 70000 to 1 lakh contributory members = 3 SSA, 1 SS

Basis of calculation : 1 to 3 lakh contributory members = 4 SSA, 1 SS

Basis of calculation : 3 to 5 lakh contributory members = 8 SSA, 2 SS

Basis of calculation : 5 to 10 lakh contributory members = 12 SSA, 2 SS

Basis of calculation : above 10 lakh contributory members = 18 SSA, 3 SS

Basis of calculation : for more than 5 lakh contributory members = 1 APFC exclusively

<b>Annexure-VIII</b>					
<b>LEGAL &amp; COURT WORK</b>					
		WORKLOAD	SSA	SS	APFC
<b>West Bengal, Anadman &amp; Nicobar, Sikkim &amp; NER</b>					
1	SHILLONG	22940	1	0	0
2	AGARTALA	27009	1	0	0
3	GUWAHATI	145255	1	1	0
4	TINSUKIA	282781	1	1	1
5	DARJEELING	28129	1	0	0
6	PORT BLAIR	11003	1	0	0
7	SILIGURI	153881	1	1	0
8	BARRACKPORE	132289	1	1	0
9	DURGAPUR	149284	1	1	0
10	JALPAIGURI	192195	1	1	0
11	HOWRAH	151309	1	1	0
12	PARK STREET	247867	1	1	0
13	JANGIPUR	404462	1	1	1
14	KOLKATA	562702	3	1	1
		<b>2511106</b>	<b>16</b>	<b>10</b>	<b>3</b>
<b>Maharashtra (Thane &amp; Kandivali)</b>					
1	THANE	630712	3	1	1
2	VASHI	427064	1	1	1
3	KANDIVALI	928304	3	1	1
4	NASIK	293721	1	1	1
		<b>2279801</b>	<b>8</b>	<b>4</b>	<b>4</b>
<b>Tamilnadu (Chennai, Tambaram &amp; Puducherry)</b>					
1	PONDICHERRY	91477	1	1	0
2	CHENNAI	1223330	4	1	1
3	AMBATTUR	393693	1	1	1
4	TAMBARAM	388553	1	1	1
5	VELLORE	193537	1	1	0
		<b>2290590</b>	<b>8</b>	<b>5</b>	<b>3</b>
<b>Gujarat, Daman Diu and Madhya Pradesh</b>					
1	VATWA	65059	1	1	0
2	NARODA	79732	1	1	0
3	BHARUCH	124197	1	1	0
4	SURAT	274769	1	1	1
5	VAPI	319330	1	1	1
6	VADODARA	325814	1	1	1
7	RAJKOT	372225	1	1	1
8	AHMEDABAD	646912	3	1	1
9	SAGAR	52768	1	1	0
10	UJJAIN	51610	1	1	0
11	GWALIOR	65354	1	1	0
12	JABALPUR	139866	1	1	0
13	BHOPAL	187394	1	1	0
14	INDORE	299554	1	1	1
		<b>3004584</b>	<b>16</b>	<b>14</b>	<b>6</b>
<b>Delhi</b>					
1	LAXMINAGAR	183086	1	1	0
2	DELHISOUTH	792059	3	1	1

LEGAL & COURT WORK					
		WORKLOAD	SSA	SS	APFC
3	DELHINORTH	1107522	4	1	1
		<b>2082667</b>	<b>8</b>	<b>3</b>	<b>2</b>
<b>Karnataka (Bangaluru &amp; Peenya)</b>					
1	BANGALORE	772006	3	1	1
2	PEENYA	331713	1	1	1
3	KRPURAM WHITEFIELD	581097	3	1	1
4	BOMMASANDRA	672875	3	1	1
5	TUMKUR	36810	1	0	0
6	YELAHANKA	149641	1	1	0
		<b>2544142</b>	<b>12</b>	<b>5</b>	<b>4</b>
<b>Maharashtra (Nagpur, Pune) &amp; Chattisgarh</b>					
1	AKOLA	52193	1	1	0
2	SOLHAPUR	110118	1	1	0
3	AURANGABAD	187895	1	1	0
4	KOLHAPUR	192848	1	1	0
5	NAGPUR	256716	1	1	1
6	PUNE	1193584	4	1	1
7	RAIPUR (CHATTISGARH)	289041	1	1	1
		<b>2282395</b>	<b>10</b>	<b>7</b>	<b>3</b>
<b>Uttar Pradesh, Uttarakhand, Bihar &amp; Jharkhand</b>					
1	GORAKHPUR	35275	1	0	0
2	ALLAHABAD	44057	1	0	0
3	BAREILLY	79316	1	1	0
4	ÁGRA	109469	1	1	0
5	VARANASI	101891	1	1	0
6	HALDWANI	145156	1	1	0
7	KANPUR	155997	1	1	0
8	LUCKNOW	144894	1	1	0
9	MEERUT	244206	1	1	0
10	DEHRADUN	240621	1	1	0
11	NOIDA	487210	1	1	1
12	BHAGALPUR	21399	1	0	0
13	MUZAFFARPUR	26384	1	0	0
14	RANCHI	154841	1	1	0
15	JAMSHEDPUR	140474	1	1	0
16	PATNA	215243	1	1	0
		<b>2346433</b>	<b>16</b>	<b>12</b>	<b>1</b>
<b>Tamilnadu (Coimbatore &amp; Madurai)</b>					
1	NAGERCOIL	62201	1	1	0
2	TIRUNELVELI	167776	1	1	0
3	TRICHY	229572	1	1	0
4	SALEM	317560	1	1	1
5	MADURAI	357536	1	1	1
6	COIMBATORE	576755	3	1	1
		<b>1711400</b>	<b>8</b>	<b>6</b>	<b>3</b>
<b>Maharashtra (Bandra)</b>					
1	BANDRA	1596090	4	1	1
		<b>1596090</b>	<b>4</b>	<b>1</b>	<b>1</b>
<b>Haryana &amp; Rajasthan</b>					

LEGAL & COURT WORK					
		WORKLOAD	SSA	SS	APFC
1	ROHTAK	125945	1	1	0
2	KARNAL	206467	1	1	0
3	FARIDABAD	337263	1	1	1
4	GURGAON	984693	3	1	1
5	KOTA	53644	1	1	0
6	JODHPUR	110929	1	1	0
7	UDAIPUR	164500	1	1	0
8	JAIPUR	428230	1	1	1
		<b>2411671</b>	<b>10</b>	<b>8</b>	<b>3</b>
<b>Telangana (Hyderabad &amp; Nizamabad)</b>					
1	HYDERABAD	1171464	4	1	1
2	KUKATPALLI	250004	1	1	1
3	PATANCHERU	150177	1	1	0
4	SIDDIPET	13534	1	0	0
5	WARANGAL	69878	1	1	0
6	KARIMNAGAR	75793	1	1	0
7	RAJAHMUNDRY	108208	1	1	0
8	NIZAMABAD	389498	1	1	1
		<b>2228556</b>	<b>11</b>	<b>7</b>	<b>3</b>
<b>Karnataka (Mangalore, Gulberga) &amp; Goa</b>					
1	RAICHUR	29846	1	0	0
2	CHIKAMAGALUR	36322	1	0	0
3	SHIMOGA	55138	1	1	0
4	GULBARGA	46499	1	1	0
5	UDUPPI	72550	1	1	0
6	BELLARY	55852	1	1	0
7	MYSORE	143347	1	1	0
8	MYSORE ROAD	171086	1	1	0
9	HUBLI	192063	1	1	0
10	MANGALORE	257493	1	1	1
11	GOA	150947	1	1	0
		<b>1211143</b>	<b>11</b>	<b>9</b>	<b>1</b>
<b>Andhra Pradesh &amp; Orissa</b>					
1	GUNTUR	194724	1	1	0
2	KUDAPA	226181	1	1	0
3	VISHAKAPATNAM	249463	1	1	0
4	KEONJHAR	48218	1	0	0
5	BERHAMPUR	74161	1	1	0
6	ROURKELA	156201	1	1	0
7	BHUBANESWAR	286930	1	1	1
		<b>1235878</b>	<b>7</b>	<b>6</b>	<b>1</b>
<b>Punjab &amp; Himachal Pradesh</b>					
1	AMRITSAR	66009	1	1	0
2	BHATINDA	107309	1	1	0
3	JALANDHAR	141733	1	1	0
4	SHIMLA	242180	1	1	0
5	LUDHIANA	244243	1	1	0
6	CHANDIGARH	338045	1	1	1
		<b>1139519</b>	<b>6</b>	<b>6</b>	<b>1</b>

LEGAL & COURT WORK					
		WORKLOAD	SSA	SS	APFC
<b>Kerala</b>					
1	THIRUVANANTHAPURAM	25795	1	0	0
2	KANNUR	63596	1	1	0
3	KOLLAM	79983	1	1	0
4	KOTTAYAM	87527	1	1	0
5	KOZHIKODE	144448	1	1	0
6	KOCHI	395653	1	1	1
		<b>797002</b>	<b>6</b>	<b>5</b>	<b>1</b>
	<b>ALL INDIA</b>	<b>31672977</b>	<b>157</b>	<b>108</b>	<b>40</b>

Basis of calculation : < 50000 contributory members 1 SSA

Basis of calculation : 50000 to <2.5 lakh contributory members 1 SSA, 1 EO

Basis of calculation : 2.5 lakh to less than 5 lakh contributory members 1 SSA, 1 EO, 1 APFC

Basis of calculation : 5 lakh to less than 10 lakh contributory members 3 SSA, 1 EO, 1 APFC

Basis of calculation : 10 lakh and above contributory members 4 SSA, 1 EO, 1 APFC

Wherever the seat of High Court/ CAT / State Consumer forum is situated there shall be one EO Court exclusively in addition to the above



## Annexure-IX

## GENERAL ADMINISTRATION

		WORKLOAD	SSA	SS	APFC
<b>West Bengal, Anadman &amp; Nicobar, Sikkim &amp; NER</b>					
1	SHILLONG	22940	2	0	0
2	AGARTALA	27009	2	0	0
3	GUWAHATI	145255	6	1	0
4	TINSUKIA	282781	6	1	0
5	DARJEELING	28129	2	0	0
6	PORT BLAIR	11003	2	0	0
7	SILIGURI	153881	6	1	0
8	BARRACKPORE	132289	6	1	0
9	DURGAPUR	149284	6	1	0
10	JALPAIGURI	192195	6	1	0
11	HOWRAH	151309	6	1	0
12	PARK STREET	247867	6	1	0
13	JANGIPUR	404462	8	2	0
14	KOLKATA	562702	12	2	1
		<b>2511106</b>	<b>76</b>	<b>12</b>	<b>1</b>
<b>Maharashtra (Thane &amp; Kandivali)</b>					
1	THANE	630712	12	2	1
2	VASHI	427064	8	2	0
3	KANDIVALI	928304	12	2	1
4	NASIK	293721	6	1	0
		<b>2279801</b>	<b>38</b>	<b>7</b>	<b>2</b>
<b>Tamilnadu (Chennai, Tambaram &amp; Puducherry)</b>					
1	PONDICHERRY	91477	4	1	0
2	CHENNAI	1223330	18	3	0
3	AMBATTUR	393693	8	2	0
4	TAMBARAM	388553	8	2	0
5	VELLORE	193537	6	1	0
		<b>2290590</b>	<b>44</b>	<b>9</b>	<b>0</b>
<b>Gujarat, Daman Diu and Madhya Pradesh</b>					
1	VATWA	65059	4	1	0
2	NARODA	79732	4	1	0
3	BHARUCH	124197	6	1	0
4	SURAT	274769	6	1	0
5	VAPI	319330	8	2	0
6	VADODARA	325814	8	2	0
7	RAJKOT	372225	8	2	0
8	AHMEDABAD	646912	12	2	1
9	SAGAR	52768	4	1	0
10	UJJAIN	51610	4	1	0
11	GWALIOR	65354	4	1	0
12	JABALPUR	139866	6	1	0
13	BHOPAL	187394	6	1	0
14	INDORE	299554	6	1	0
		<b>3004584</b>	<b>86</b>	<b>18</b>	<b>1</b>
<b>Delhi</b>					
1	LAXMINAGAR	183086	6	1	0
2	DELHISOUTH	792059	12	2	1

GENERAL ADMINISTRATION					
		WORKLOAD	SSA	SS	APFC
3	DELHINORTH	1107522	24	4	1
		<b>2082667</b>	<b>42</b>	<b>7</b>	<b>2</b>
<b>Karnataka (Bangaluru &amp; Peenya)</b>					
1	BANGALORE	772006	12	2	1
2	PEENYA	331713	8	2	0
3	KRPURAM WHITEFIELD	581097	12	2	1
4	BOMMASANDRA	672875	12	2	1
5	TUMKUR	36810	2	0	0
6	YELAHANKA	149641	6	1	0
		<b>2544142</b>	<b>52</b>	<b>9</b>	<b>3</b>
<b>Maharashtra (Nagpur, Pune) &amp; Chattisgarh</b>					
1	AKOLA	52193	4	1	0
2	SOLHAPUR	110118	6	1	0
3	AURANGABAD	187895	6	1	0
4	KOLHAPUR	192848	6	1	0
5	NAGPUR	256716	6	1	0
6	PUNE	1193584	18	3	1
7	RAIPUR (CHATTISGARH)	289041	6	1	0
		<b>2282395</b>	<b>52</b>	<b>9</b>	<b>1</b>
<b>Uttar Pradesh, Uttarakhand, Bihar &amp; Jharkhand</b>					
1	GORAKHPUR	35275	2	0	0
2	ALLAHABAD	44057	2	0	0
3	BAREILLY	79316	4	1	0
4	ÁGRA	109469	6	1	0
5	VARANASI	101891	6	1	0
6	HALDWANI	145156	6	1	0
7	KANPUR	155997	6	1	0
8	LUCKNOW	144894	6	1	0
9	MEERUT	244206	6	1	0
10	DEHRADUN	240621	6	1	0
11	NOIDA	487210	8	2	0
12	BHAGALPUR	21399	2	0	0
13	MUZAFFARPUR	26384	2	0	0
14	RANCHI	154841	6	1	0
15	JAMSHEDPUR	140474	6	1	0
16	PATNA	215243	6	1	0
		<b>2346433</b>	<b>80</b>	<b>13</b>	<b>0</b>
<b>Tamilnadu (Coimbatore &amp; Madurai)</b>					
1	NAGERCOIL	62201	4	1	0
2	TIRUNELVELI	167776	6	1	0
3	TRICHY	229572	6	1	0
4	SALEM	317560	8	2	0
5	MADURAI	357536	8	2	0
6	COIMBATORE	576755	12	2	1
		<b>1711400</b>	<b>44</b>	<b>9</b>	<b>1</b>
<b>Maharashtra (Bandra)</b>					
1	BANDRA	1596090	18	3	1
		<b>1596090</b>	<b>18</b>	<b>3</b>	<b>1</b>
<b>Haryana &amp; Rajasthan</b>					

GENERAL ADMINISTRATION					
		WORKLOAD	SSA	SS	APFC
1	ROHTAK	125945	6	1	0
2	KARNAL	206467	6	1	0
3	FARIDABAD	337263	8	2	0
4	GURGAON	984693	12	2	1
5	KOTA	53644	4	1	0
6	JODHPUR	110929	6	1	0
7	UDAIPUR	164500	6	1	0
8	JAIPUR	428230	8	2	0
		<b>2411671</b>	<b>56</b>	<b>11</b>	<b>1</b>
<b>Telangana (Hyderabad &amp; Nizamabad)</b>					
1	HYDERABAD	1171464	18	3	1
2	KUKATPALLI	250004	6	1	0
3	PATANCHERU	150177	6	1	0
4	SIDDIPET	13534	2	0	0
5	WARANGAL	69878	4	1	0
6	KARIMNAGAR	75793	4	1	0
7	RAJAHMUNDRY	108208	6	1	0
8	NIZAMABAD	389498	8	2	0
		<b>2228556</b>	<b>54</b>	<b>10</b>	<b>1</b>
<b>Karnataka (Mangalore, Gulberga) &amp; Goa</b>					
1	RAICHUR	29846	2	0	0
2	CHIKAMAGALUR	36322	2	0	0
3	SHIMOGA	55138	4	1	0
4	GULBARGA	46499	2	0	0
5	UDUPPI	72550	4	1	0
6	BELLARY	55852	4	1	0
7	MYSORE	143347	6	1	0
8	MYSORE ROAD	171086	6	1	0
9	HUBLI	192063	6	1	0
10	MANGALORE	257493	6	1	0
11	GOA	150947	6	1	0
		<b>1211143</b>	<b>48</b>	<b>8</b>	<b>0</b>
<b>Andhra Pradesh &amp; Orissa</b>					
1	GUNTUR	194724	6	1	0
2	KUDAPA	226181	6	1	0
3	VISHAKAPATNAM	249463	6	1	0
4	KEONJHAR	48218	2	0	0
5	BERHAMPUR	74161	4	1	0
6	ROURKELA	156201	6	1	0
7	BHUBANESWAR	286930	6	1	0
		<b>1235878</b>	<b>36</b>	<b>6</b>	<b>0</b>
<b>Punjab &amp; Himachal Pradesh</b>					
1	AMRITSAR	66009	4	1	0
2	BHATINDA	107309	6	1	0
3	JALANDHAR	141733	6	1	0
4	SHIMLA	242180	6	1	0
5	LUDHIANA	244243	6	1	0
6	CHANDIGARH	338045	8	2	0
		<b>1139519</b>	<b>36</b>	<b>7</b>	<b>0</b>

GENERAL ADMINISTRATION					
		WORKLOAD	SSA	SS	APFC
<b>Kerala</b>					
1	THIRUVANANTHAPURAM	25795	2	0	0
2	KANNUR	63596	4	1	0
3	KOLLAM	79983	4	1	0
4	KOTTAYAM	87527	4	1	0
5	KOZHIKODE	144448	6	1	0
6	KOCHI	395653	8	2	0
		<b>797002</b>	<b>28</b>	<b>6</b>	<b>0</b>
	<b>ALL INDIA</b>	<b>31672977</b>	<b>790</b>	<b>144</b>	<b>14</b>

Basis of calculation : upto 50000 contributory members = 2 SSA

Basis of calculation : 50000 TO 1 lakh contributory members = 4 SSA, 1 SS

Basis of calculation : 1 to 3 lakh contributory members = 6 SSA, 1 SS

Basis of calculation : 3 to 5 lakh contributory members = 8 SSA, 2 SS

Basis of calculation : 5 to 10 lakh contributory members= 12 SSA, 2 SS

Basis of calculation : above 10 lakh contributory members = 18 SSA, 3 SS

Basis of calculation : for more than 5 lakh contributory members = 1 APFC exclusively

<b>Annexure-X</b>				
<b>COORDINATION &amp; MIS</b>				
		WORKLOAD	SSA	SS
<b>West Bengal, Anadman &amp; Nicobar, Sikkim &amp; NER</b>				
1	SHILLONG	22940	2	0
2	AGARTALA	27009	2	0
3	GUWAHATI	145255	4	0
4	TINSUKIA	282781	4	0
5	DARJEELING	28129	2	0
6	PORT BLAIR	11003	2	0
7	SILIGURI	153881	4	0
8	BARRACKPORE	132289	4	0
9	DURGAPUR	149284	4	0
10	JALPAIGURI	192195	4	0
11	HOWRAH	151309	4	0
12	PARK STREET	247867	4	0
13	JANGIPUR	404462	4	0
14	KOLKATA	562702	6	1
		<b>2511106</b>	<b>50</b>	<b>1</b>
<b>Maharashtra (Thane &amp; Kandivali)</b>				
1	THANE	630712	6	1
2	VASHI	427064	4	0
3	KANDIVALI	928304	6	1
4	NASIK	293721	4	0
		<b>2279801</b>	<b>20</b>	<b>2</b>
<b>Tamilnadu (Chennai, Tambaram &amp; Puducherry)</b>				
1	PONDICHERRY	91477	2	0
2	CHENNAI	1223330	8	2
3	AMBATTUR	393693	4	0
4	TAMBARAM	388553	4	0
5	VELLORE	193537	4	0
		<b>2290590</b>	<b>22</b>	<b>2</b>
<b>Gujarat, Daman Diu and Madhya Pradesh</b>				
1	VATWA	65059	2	0
2	NARODA	79732	2	0
3	BHARUCH	124197	4	0
4	SURAT	274769	4	0
5	VAPI	319330	4	0
6	VADODARA	325814	4	0
7	RAJKOT	372225	4	0
8	AHMEDABAD	646912	6	1
9	SAGAR	52768	2	0
10	UJJAIN	51610	2	0
11	GWALIOR	65354	2	0
12	JABALPUR	139866	4	0
13	BHOPAL	187394	4	0
14	INDORE	299554	4	0
		<b>3004584</b>	<b>48</b>	<b>1</b>
<b>Delhi</b>				
1	LAXMINAGAR	183086	4	0
2	DELHISOUTH	792059	6	1

COORDINATION & MIS				
		WORKLOAD	SSA	SS
3	DELHINORTH	1107522	8	2
		<b>2082667</b>	<b>18</b>	<b>3</b>
<b>Karnataka (Bangaluru &amp; Peenya)</b>				
1	BANGALORE	772006	6	1
2	PEENYA	331713	4	0
3	KRPURAM WHITEFIELD	581097	6	1
4	BOMMASANDRA	672875	6	1
5	TUMKUR	36810	2	0
6	YELAHANKA	149641	4	0
		<b>2544142</b>	<b>28</b>	<b>3</b>
<b>Maharashtra (Nagpur, Pune) &amp; Chattisgarh</b>				
1	AKOLA	52193	2	0
2	SOLHAPUR	110118	4	0
3	AURANGABAD	187895	4	0
4	KOLHAPUR	192848	4	0
5	NAGPUR	256716	4	0
6	PUNE	1193584	8	2
7	RAIPUR (CHATTISGARH)	289041	4	0
		<b>2282395</b>	<b>30</b>	<b>2</b>
<b>Uttar Pradesh, Uttarakhand, Bihar &amp; Jharkhand</b>				
1	GORAKHPUR	35275	2	0
2	ALLAHABAD	44057	2	0
3	BAREILLY	79316	2	0
4	ÁGRA	109469	4	0
5	VARANASI	101891	4	0
6	HALDWANI	145156	4	0
7	KANPUR	155997	4	0
8	LUCKNOW	144894	4	0
9	MEERUT	244206	4	0
10	DEHRADUN	240621	4	0
11	NOIDA	487210	4	0
12	BHAGALPUR	21399	2	0
13	MUZAFFARPUR	26384	2	0
14	RANCHI	154841	4	0
15	JAMSHEDPUR	140474	4	0
16	PATNA	215243	4	0
		<b>2346433</b>	<b>54</b>	<b>0</b>
<b>Tamilnadu (Coimbatore &amp; Madurai)</b>				
1	NAGERCOIL	62201	2	0
2	TIRUNELVELI	167776	4	0
3	TRICHY	229572	4	0
4	SALEM	317560	4	0
5	MADURAI	357536	4	0
6	COIMBATORE	576755	6	1
		<b>1711400</b>	<b>24</b>	<b>1</b>
<b>Maharashtra (Bandra)</b>				
1	BANDRA	1596090	8	2
		<b>1596090</b>	<b>8</b>	<b>2</b>
<b>Haryana &amp; Rajasthan</b>				

COORDINATION & MIS				
		WORKLOAD	SSA	SS
1	ROHTAK	125945	4	0
2	KARNAL	206467	4	0
3	FARIDABAD	337263	4	0
4	GURGAON	984693	6	1
5	KOTA	53644	2	0
6	JODHPUR	110929	4	0
7	UDAIPUR	164500	4	0
8	JAIPUR	428230	4	0
		<b>2411671</b>	<b>32</b>	<b>1</b>
<b>Telangana (Hyderabad &amp; Nizamabad)</b>				
1	HYDERABAD	1171464	8	2
2	KUKATPALLI	250004	4	0
3	PATANCHERU	150177	4	0
4	SIDDIPET	13534	2	0
5	WARANGAL	69878	2	0
6	KARIMNAGAR	75793	2	0
7	RAJAHMUNDRY	108208	4	0
8	NIZAMABAD	389498	4	0
		<b>2228556</b>	<b>30</b>	<b>2</b>
<b>Karnataka (Mangalore, Gulberga) &amp; Goa</b>				
1	RAICHUR	29846	2	0
2	CHIKAMAGALUR	36322	2	0
3	SHIMOGA	55138	2	0
4	GULBARGA	46499	2	0
5	UDUPPI	72550	2	0
6	BELLARY	55852	2	0
7	MYSORE	143347	4	0
8	MYSORE ROAD	171086	4	0
9	HUBLI	192063	4	0
10	MANGALORE	257493	4	0
11	GOA	150947	4	0
		<b>1211143</b>	<b>32</b>	<b>0</b>
<b>Andhra Pradesh &amp; Orissa</b>				
1	GUNTUR	194724	4	0
2	KUDAPA	226181	4	0
3	VISHAKAPATNAM	249463	4	0
4	KEONJHAR	48218	2	0
5	BERHAMPUR	74161	2	0
6	ROURKELA	156201	4	0
7	BHUBANESWAR	286930	4	0
		<b>1235878</b>	<b>24</b>	<b>0</b>
<b>Punjab &amp; Himachal Pradesh</b>				
1	AMRITSAR	66009	2	0
2	BHATINDA	107309	4	0
3	JALANDHAR	141733	4	0
4	SHIMLA	242180	4	0
5	LUDHIANA	244243	4	0
6	CHANDIGARH	338045	4	0
		<b>1139519</b>	<b>22</b>	<b>0</b>

COORDINATION & MIS				
		WORKLOAD	SSA	SS
<b>Kerala</b>				
1	THIRUVANANTHAPURAM	25795	2	0
2	KANNUR	63596	2	0
3	KOLLAM	79983	2	0
4	KOTTAYAM	87527	2	0
5	KOZHIKODE	144448	4	0
6	KOCHI	395653	4	0
		<b>797002</b>	<b>16</b>	<b>0</b>
	<b>ALL INDIA</b>	<b>31672977</b>	<b>458</b>	<b>20</b>

Basis of calculation : upto 1 lakh contributory members = 2 SSA

Basis of calculation : 1 to 5 lakh contributory members = 4 SSA

Basis of calculation : 5 to 10 lakh contributory members = 6 SSA, 1 SS

Basis of calculation : above 10 lakh contributory members = 8 SSA, 2 SS



## Annexure-XI

## DAK, RECEIPT OF CLAIMS &amp; RTI

		WORKLOAD	SSA	SS	EO	APFC
<b>West Bengal, Anadman &amp; Nicobar, Sikkim &amp; NER</b>						
1	SHILLONG	22940	2	0	0	0
2	AGARTALA	27009	2	0	0	0
3	GUWAHATI	145255	4	1	1	0
4	TINSUKIA	282781	4	1	1	0
5	DARJEELING	28129	2	0	0	0
6	PORT BLAIR	11003	2	0	0	0
7	SILIGURI	153881	4	1	1	0
8	BARRACKPORE	132289	4	1	1	0
9	DURGAPUR	149284	4	1	1	0
10	JALPAIGURI	192195	4	1	1	0
11	HOWRAH	151309	4	1	1	0
12	PARK STREET	247867	4	1	1	0
13	JANGIPUR	404462	6	1	1	0
14	KOLKATA	562702	8	1	0	1
		<b>2511106</b>	<b>54</b>	<b>10</b>	<b>9</b>	<b>1</b>
<b>Maharashtra (Thane &amp; Kandivali)</b>						
1	THANE	630712	8	1	0	1
2	VASHI	427064	6	1	1	0
3	KANDIVALI	928304	8	1	0	1
4	NASIK	293721	6	1	1	0
		<b>2279801</b>	<b>28</b>	<b>4</b>	<b>2</b>	<b>2</b>
<b>Tamilnadu (Chennai, Tambaram &amp; Puducherry)</b>						
1	PONDICHERRY	91477	3	0	1	0
2	CHENNAI	1223330	10	1	0	1
3	AMBATTUR	393693	6	1	1	0
4	TAMBARAM	388553	6	1	1	0
5	VELLORE	193537	4	1	1	0
		<b>2290590</b>	<b>29</b>	<b>4</b>	<b>4</b>	<b>1</b>
<b>Gujarat, Daman Diu and Madhya Pradesh</b>						
1	VATWA	65059	3	0	1	0
2	NARODA	79732	3	0	1	0
3	BHARUCH	124197	4	1	1	0
4	SURAT	274769	4	1	1	0
5	VAPI	319330	6	1	1	0
6	VADODARA	325814	6	1	1	0
7	RAJKOT	372225	6	1	1	0
8	AHMEDABAD	646912	8	1	0	1
9	SAGAR	52768	3	0	1	0
10	UJJAIN	51610	3	0	1	0
11	GWALIOR	65354	3	0	1	0
12	JABALPUR	139866	4	1	1	0
13	BHOPAL	187394	4	1	1	0
14	INDORE	299554	4	1	1	0
		<b>3004584</b>	<b>61</b>	<b>9</b>	<b>13</b>	<b>1</b>
<b>Delhi</b>						
1	LAXMINAGAR	183086	4	1	1	0
2	DELHISOUTH	792059	8	1	0	1

**DAK, RECEIPT OF CLAIMS & RTI**

		WORKLOAD	SSA	SS	EO	APFC
3	DELHINORTH	1107522	10	1	0	1
		<b>2082667</b>	<b>22</b>	<b>3</b>	<b>1</b>	<b>2</b>

**Karnataka (Bangaluru & Peenya)**

1	BANGALORE	772006	8	1	0	1
2	PEENYA	331713	6	1	1	0
3	KRPURAM WHITEFIELD	581097	8	1	0	1
4	BOMMASANDRA	672875	8	1	0	1
5	TUMKUR	36810	2	0	0	0
6	YELAHANKA	149641	4	1	1	0
		<b>2544142</b>	<b>36</b>	<b>5</b>	<b>2</b>	<b>3</b>

**Maharashtra (Nagpur, Pune) & Chattisgarh**

1	AKOLA	52193	3	0	1	0
2	SOLHAPUR	110118	4	1	1	0
3	AURANGABAD	187895	4	1	1	0
4	KOLHAPUR	192848	4	1	1	0
5	NAGPUR	256716	4	1	1	0
6	PUNE	1193584	10	1	0	1
7	RAIPUR (CHATTISGARH)	289041	4	1	1	0
		<b>2282395</b>	<b>33</b>	<b>6</b>	<b>6</b>	<b>1</b>

**Uttar Pradesh, Uttarakhand, Bihar & Jharkhand**

1	GORAKHPUR	35275	2	0	0	0
2	ALLAHABAD	44057	2	0	0	0
3	BAREILLY	79316	3	0	1	0
4	ÁGRA	109469	4	1	1	0
5	VARANASI	101891	4	1	1	0
6	HALDWANI	145156	4	1	1	0
7	KANPUR	155997	4	1	1	0
8	LUCKNOW	144894	4	1	1	0
9	MEERUT	244206	4	1	1	0
10	DEHRADUN	240621	4	1	1	0
11	NOIDA	487210	6	1	1	0
12	BHAGALPUR	21399	2	0	0	0
13	MUZAFFARPUR	26384	2	0	0	0
14	RANCHI	154841	4	1	1	0
15	JAMSHEDPUR	140474	4	1	1	0
16	PATNA	215243	4	1	1	0
		<b>2346433</b>	<b>57</b>	<b>11</b>	<b>12</b>	<b>0</b>

**Tamilnadu (Coimbatore & Madurai)**

1	NAGERCOIL	62201	3	0	1	0
2	TIRUNELVELI	167776	4	1	1	0
3	TRICHY	229572	4	1	1	0
4	SALEM	317560	6	1	1	0
5	MADURAI	357536	6	1	1	0
6	COIMBATORE	576755	8	1	0	1
		<b>1711400</b>	<b>31</b>	<b>5</b>	<b>5</b>	<b>1</b>

**Maharashtra (Bandra)**

1	BANDRA	1596090	10	1	0	1
		<b>1596090</b>	<b>10</b>	<b>1</b>	<b>0</b>	<b>1</b>

**Haryana & Rajasthan**

**DAK, RECEIPT OF CLAIMS & RTI**

		WORKLOAD	SSA	SS	EO	APFC
1	ROHTAK	125945	4	1	1	0
2	KARNAL	206467	4	1	1	0
3	FARIDABAD	337263	6	1	1	0
4	GURGAON	984693	8	1	0	1
5	KOTA	53644	3	0	1	0
6	JODHPUR	110929	4	1	1	0
7	UDAIPUR	164500	4	1	1	0
8	JAIPUR	428230	6	1	1	0
		<b>2411671</b>	<b>39</b>	<b>7</b>	<b>7</b>	<b>1</b>

**Telangana (Hyderabad & Nizamabad)**

1	HYDERABAD	1171464	10	1	0	1
2	KUKATPALLI	250004	4	1	1	0
3	PATANCHERU	150177	4	1	1	0
4	SIDDIPET	13534	2	0	0	0
5	WARANGAL	69878	3	0	1	0
6	KARIMNAGAR	75793	3	0	1	0
7	RAJAHMUNDRY	108208	4	1	1	0
8	NIZAMABAD	389498	6	1	1	0
		<b>2228556</b>	<b>36</b>	<b>5</b>	<b>6</b>	<b>1</b>

**Karnataka (Mangalore, Gulberga) & Goa**

1	RAICHUR	29846	2	0	0	0
2	CHIKAMAGALUR	36322	2	0	0	0
3	SHIMOGA	55138	3	0	1	0
4	GULBARGA	46499	2	0	0	0
5	UDUPPI	72550	3	0	1	0
6	BELLARY	55852	3	0	1	0
7	MYSORE	143347	4	1	1	0
8	MYSORE ROAD	171086	4	1	1	0
9	HUBLI	192063	4	1	1	0
10	MANGALORE	257493	4	1	1	0
11	GOA	150947	4	1	1	0
		<b>1211143</b>	<b>35</b>	<b>5</b>	<b>8</b>	<b>0</b>

**Andhra Pradesh & Orissa**

1	GUNTUR	194724	4	1	1	0
2	KUDAPA	226181	4	1	1	0
3	VISHAKAPATNAM	249463	4	1	1	0
4	KEONJHAR	48218	2	0	0	0
5	BERHAMPUR	74161	3	0	1	0
6	ROURKELA	156201	4	1	1	0
7	BHUBANESWAR	286930	4	1	1	0
		<b>1235878</b>	<b>25</b>	<b>5</b>	<b>6</b>	<b>0</b>

**Punjab & Himachal Pradesh**

1	AMRITSAR	66009	3	0	1	0
2	BHATINDA	107309	4	1	1	0
3	JALANDHAR	141733	4	1	1	0
4	SHIMLA	242180	4	1	1	0
5	LUDHIANA	244243	4	1	1	0
6	CHANDIGARH	338045	6	1	1	0
		<b>1139519</b>	<b>25</b>	<b>5</b>	<b>6</b>	<b>0</b>

**DAK, RECEIPT OF CLAIMS & RTI**

		WORKLOAD	SSA	SS	EO	APFC
<b>Kerala</b>						
1	THIRUVANANTHAPURAM	25795	2	0	0	0
2	KANNUR	63596	3	0	1	0
3	KOLLAM	79983	3	0	1	0
4	KOTTAYAM	87527	3	0	1	0
5	KOZHIKODE	144448	4	1	1	0
6	KOCHI	395653	6	1	1	0
		<b>797002</b>	<b>21</b>	<b>2</b>	<b>5</b>	<b>0</b>
	<b>ALL INDIA</b>	<b>31672977</b>	<b>542</b>	<b>87</b>	<b>92</b>	<b>15</b>

Basis of calculation : upto 50000 : 2 SSA

Basis of calculation : 50000 to 1 lakh contributory members = 3 SSA, 1 EO

Basis of calculation : 1 to 3 lakh contributory members = 4 SSA, 1 SS, 1 EO

Basis of calculation : 3 - 5 lakh contributory members = 6 SSA, 1 SS, 1 EO

Basis of calculation : for 5 - 10 lakh contributory members =: 8 SSA, 1 SS & 1 APFC

Basis of calculation : 10 lakh & above contributory members = 10 SSA, 1 SS & 1 APFC

<b>Annexure-XII</b>			
<b>REQUIREMENT OF APFC IN FIELD OFFICES FOR COMPLIANCE, ACCOUNTS &amp; CLAIMS</b>			
		WORKLOAD	APFC
<b>West Bengal, Anadman &amp; Nicobar, Sikkim &amp; NER</b>			
1	SHILLONG	22940	1
2	AGARTALA	27009	1
3	GUWAHATI	145255	2
4	TINSUKIA	282781	3
5	DARJEELING	28129	1
6	PORT BLAIR	11003	1
7	SILIGURI	153881	2
8	BARRACKPORE	132289	1
9	DURGAPUR	149284	2
10	JALPAIGURI	192195	2
11	HOWRAH	151309	2
12	PARK STREET	247867	3
13	JANGIPUR	404462	4
14	KOLKATA	562702	6
		<b>2511106</b>	<b>31</b>
<b>Maharashtra (Thane &amp; Kandivali)</b>			
1	THANE	630712	6
2	VASHI	427064	4
3	KANDIVALI	928304	9
4	NASIK	293721	3
		<b>2279801</b>	<b>22</b>
<b>Tamilnadu (Chennai, Tambaram &amp; Puducherry)</b>			
1	PONDICHERRY	91477	1
2	CHENNAI	1223330	12
3	AMBATTUR	393693	4
4	TAMBARAM	388553	4
5	VELLORE	193537	2
		<b>2290590</b>	<b>23</b>
<b>Gujarat, Daman Diu and Madhya Pradesh</b>			
1	VATWA	65059	1
2	NARODA	79732	1
3	BHARUCH	124197	1
4	SURAT	274769	3
5	VAPI	319330	3
6	VADODARA	325814	3
7	RAJKOT	372225	4
8	AHMEDABAD	646912	7
9	SAGAR	52768	1
10	UJJAIN	51610	1
11	GWALIOR	65354	1
12	JABALPUR	139866	1
13	BHOPAL	187394	2
14	INDORE	299554	3
		<b>3004584</b>	<b>32</b>
<b>Delhi</b>			
1	LAXMINAGAR	183086	2
2	DELHISOUTH	792059	8

<b>REQUIREMENT OF APFC IN FIELD OFFICES FOR COMPLIANCE, ACCOUNTS &amp; CLAIMS</b>			
		<b>WORKLOAD</b>	<b>APFC</b>
3	DELHINORTH	1107522	11
		<b>2082667</b>	<b>21</b>
<b>Karnataka (Bangaluru &amp; Peenya)</b>			
1	BANGALORE	772006	8
2	PEENYA	331713	3
3	KRPURAM WHITEFIELD	581097	6
4	BOMMASANDRA	672875	7
5	TUMKUR	36810	1
6	YELAHANKA	149641	2
		<b>2544142</b>	<b>27</b>
<b>Maharashtra (Nagpur, Pune) &amp; Chattisgarh</b>			
1	AKOLA	52193	1
2	SOLHAPUR	110118	1
3	AURANGABAD	187895	2
4	KOLHAPUR	192848	2
5	NAGPUR	256716	3
6	PUNE	1193584	12
7	RAIPUR (CHATTISGARH)	289041	3
		<b>2282395</b>	<b>24</b>
<b>Uttar Pradesh, Uttarakhand, Bihar &amp; Jharkhand</b>			
1	GORAKHPUR	35275	1
2	ALLAHABAD	44057	1
3	BAREILLY	79316	1
4	ÁGRA	109469	1
5	VARANASI	101891	1
6	HALDWANI	145156	2
7	KANPUR	155997	2
8	LUCKNOW	144894	2
9	MEERUT	244206	3
10	DEHRADUN	240621	2
11	NOIDA	487210	5
12	BHAGALPUR	21399	1
13	MUZAFFARPUR	26384	1
14	RANCHI	154841	2
15	JAMSHEDPUR	140474	2
16	PATNA	215243	2
		<b>2346433</b>	<b>29</b>
<b>Tamilnadu (Coimbatore &amp; Madurai)</b>			
1	NAGERCOIL	62201	1
2	TIRUNELVELI	167776	2
3	TRICHY	229572	2
4	SALEM	317560	3
5	MADURAI	357536	4
6	COIMBATORE	576755	6
		<b>1711400</b>	<b>18</b>
<b>Maharashtra (Bandra)</b>			
1	BANDRA	1596090	16
		<b>1596090</b>	<b>16</b>
<b>Haryana &amp; Rajasthan</b>			

<b>REQUIREMENT OF APFC IN FIELD OFFICES FOR COMPLIANCE, ACCOUNTS &amp; CLAIMS</b>			
		<b>WORKLOAD</b>	<b>APFC</b>
1	ROHTAK	125945	1
2	KARNAL	206467	2
3	FARIDABAD	337263	3
4	GURGAON	984693	10
5	KOTA	53644	1
6	JODHPUR	110929	1
7	UDAIPUR	164500	2
8	JAIPUR	428230	4
		<b>2411671</b>	<b>24</b>
<b>Telangana (Hyderabad &amp; Nizamabad)</b>			
1	HYDERABAD	1171464	12
2	KUKATPALLI	250004	3
3	PATANCHERU	150177	2
4	SIDDIPET	13534	1
5	WARANGAL	69878	1
6	KARIMNAGAR	75793	1
7	RAJAHMUNDRY	108208	1
8	NIZAMABAD	389498	4
		<b>2228556</b>	<b>25</b>
<b>Karnataka (Mangalore, Gulberga) &amp; Goa</b>			
1	RAICHUR	29846	1
2	CHIKAMAGALUR	36322	1
3	SHIMOGA	55138	1
4	GULBARGA	46499	1
5	UDUPPI	72550	1
6	BELLARY	55852	1
7	MYSORE	143347	2
8	MYSORE ROAD	171086	2
9	HUBLI	192063	2
10	MANGALORE	257493	3
11	GOA	150947	2
		<b>1211143</b>	<b>17</b>
<b>Andhra Pradesh &amp; Orissa</b>			
1	GUNTUR	194724	2
2	KUDAPA	226181	2
3	VISHAKAPATNAM	249463	3
4	KEONJHAR	48218	1
5	BERHAMPUR	74161	1
6	ROURKELA	156201	2
7	BHUBANESWAR	286930	3
		<b>1235878</b>	<b>14</b>
<b>Punjab &amp; Himachal Pradesh</b>			
1	AMRITSAR	66009	1
2	BHATINDA	107309	1
3	JALANDHAR	141733	1
4	SHIMLA	242180	2
5	LUDHIANA	244243	3
6	CHANDIGARH	338045	3
		<b>1139519</b>	<b>11</b>

<b>REQUIREMENT OF APFC IN FIELD OFFICES FOR COMPLIANCE, ACCOUNTS &amp; CLAIMS</b>			
		<b>WORKLOAD</b>	<b>APFC</b>
<b>Kerala</b>			
1	THIRUVANANTHAPURAM	25795	1
2	KANNUR	63596	1
3	KOLLAM	79983	1
4	KOTTAYAM	87527	1
5	KOZHIKODE	144448	1
6	KOCHI	395653	4
		<b>797002</b>	<b>9</b>
	<b>ALL INDIA</b>	<b>31672977</b>	<b>343</b>

Basis of calculation : For 1 Lakh contributory members = 1 APFC

211.15318



## Annexure-XIII

## REQUIREMENT OF RPFC &amp; Dy PFC IN FIELD OFFICES

			RPFC	Dy PFC / APFC
<b>West Bengal, Anadman &amp; Nicobar, Sikkim &amp; NER</b>				
1	SHILLONG	22940	1	
2	AGARTALA	27009	1	
3	GUWAHATI	145255	1	1
4	TINSUKIA	282781	1	
5	DARJEELING	28129	1	
6	PORT BLAIR	11003	1	
7	SILIGURI	153881	1	
8	BARRACKPORE	132289	1	
9	DURGAPUR	149284	1	
10	JALPAIGURI	192195	1	1
11	HOWRAH	151309	1	
12	PARK STREET	247867	1	
13	JANGIPUR	404462	1	1
14	KOLKATA	562702	1	1
		<b>2511106</b>	<b>14</b>	<b>4</b>
<b>Maharashtra (Thane &amp; Kandivali)</b>				
1	THANE	630712	1	1
2	VASHI	427064	1	1
3	KANDIVALI	928304	1	1
4	NASIK	293721	1	0
		<b>2279801</b>	<b>4</b>	<b>3</b>
<b>Tamilnadu (Chennai, Tambaram &amp; Puducherry)</b>				
1	PONDICHERRY	91477	1	
2	CHENNAI	1223330	1	2
3	AMBATTUR	393693	1	1
4	TAMBARAM	388553	1	1
5	VELLORE	193537	1	0
		<b>2290590</b>	<b>5</b>	<b>4</b>
<b>Gujarat, Daman Diu and Madhya Pradesh</b>				
1	VATWA	65059	1	0
2	NARODA	79732	1	0
3	BHARUCH	124197	1	0
4	SURAT	274769	1	1
5	VAPI	319330	1	0
6	VADODARA	325814	1	1
7	RAJKOT	372225	1	0
8	AHMEDABAD	646912	1	1
9	SAGAR	52768	1	0
10	UJJAIN	51610	1	0
11	GWALIOR	65354	1	0
12	JABALPUR	139866	1	0
13	BHOPAL	187394	1	0
14	INDORE	299554	1	1
		<b>3004584</b>	<b>14</b>	<b>4</b>
<b>Delhi</b>				
1	LAXMINAGAR	183086	1	0
2	DELHISOUTH	792059	1	1

**REQUIREMENT OF RPFC & Dy PFC IN FIELD OFFICES**

			RPFC	Dy PFC / APFC
3	DELHINORTH	1107522	1	2
		<b>2082667</b>	<b>3</b>	<b>3</b>
<b>Karnataka (Bangaluru &amp; Peenya)</b>				
1	BANGALORE	772006	1	1
2	PEENYA	331713	1	1
3	KRPURAM WHITEFIELD	581097	1	1
4	BOMMASANDRA	672875	1	1
5	TUMKUR	36810	1	0
6	YELAHANKA	149641	1	0
		<b>2544142</b>	<b>6</b>	<b>4</b>
<b>Maharashtra (Nagpur, Pune) &amp; Chattisgarh</b>				
1	AKOLA	52193	1	0
2	SOLHAPUR	110118	1	0
3	AURANGABAD	187895	1	0
4	KOLHAPUR	192848	1	0
5	NAGPUR	256716	1	1
6	PUNE	1193584	1	2
7	RAIPUR (CHATTISGARH)	289041	1	1
		<b>2282395</b>	<b>7</b>	<b>4</b>
<b>Uttar Pradesh, Uttarakhand, Bihar &amp; Jharkhand</b>				
1	GORAKHPUR	35275	1	0
2	ALLAHABAD	44057	1	0
3	BAREILLY	79316	1	0
4	ÁGRA	109469	1	0
5	VARANASI	101891	1	0
6	HALDWANI	145156	1	0
7	KANPUR	155997	1	1
8	LUCKNOW	144894	1	0
9	MEERUT	244206	1	1
10	DEHRADUN	240621	1	1
11	NOIDA	487210	1	1
12	BHAGALPUR	21399	1	0
13	MUZAFFARPUR	26384	1	0
14	RANCHI	154841	1	1
15	JAMSHEDPUR	140474	1	0
16	PATNA	215243	1	1
		<b>2346433</b>	<b>16</b>	<b>6</b>
<b>Tamilnadu (Coimbatore &amp; Madurai)</b>				
1	NAGERCOIL	62201	1	0
2	TIRUNELVELI	167776	1	0
3	TRICHY	229572	1	0
4	SALEM	317560	1	0
5	MADURAI	357536	1	1
6	COIMBATORE	576755	1	1
		<b>1711400</b>	<b>6</b>	<b>2</b>
<b>Maharashtra (Bandra)</b>				
1	BANDRA	1596090	1	2
		<b>1596090</b>	<b>1</b>	<b>2</b>
<b>Haryana &amp; Rajasthan</b>				

**REQUIREMENT OF RPFC & Dy PFC IN FIELD OFFICES**

			RPFC	Dy PFC / APFC
1	ROHTAK	125945	1	0
2	KARNAL	206467	1	0
3	FARIDABAD	337263	1	1
4	GURGAON	984693	1	1
5	KOTA	53644	1	0
6	JODHPUR	110929	1	0
7	UDAIPUR	164500	1	0
8	JAIPUR	428230	1	1
		<b>2411671</b>	<b>8</b>	<b>3</b>
<b>Telangana (Hyderabad &amp; Nizamabad)</b>				
1	HYDERABAD	1171464	1	2
2	KUKATPALLI	250004	1	0
3	PATANCHERU	150177	1	0
4	SIDDIPET	13534	1	0
5	WARANGAL	69878	1	0
6	KARIMNAGAR	75793	1	0
7	RAJAHMUNDRY	108208	1	0
8	NIZAMABAD	389498	1	1
		<b>2228556</b>	<b>8</b>	<b>3</b>
<b>Karnataka (Mangalore, Gulberga) &amp; Goa</b>				
1	RAICHUR	29846	1	0
2	CHIKAMAGALUR	36322	1	0
3	SHIMOGA	55138	1	0
4	GULBARGA	46499	1	1
5	UDUPPI	72550	1	0
6	BELLARY	55852	1	0
7	MYSORE	143347	1	0
8	MYSORE ROAD	171086	1	0
9	HUBLI	192063	1	0
10	MANGALORE	257493	1	1
11	GOA	150947	1	1
		<b>1211143</b>	<b>11</b>	<b>3</b>
<b>Andhra Pradesh &amp; Orissa</b>				
1	GUNTUR	194724	1	1
2	KUDAPA	226181	1	0
3	VISHAKAPATNAM	249463	1	0
4	KEONJHAR	48218	1	0
5	BERHAMPUR	74161	1	0
6	ROURKELA	156201	1	0
7	BHUBANESWAR	286930	1	1
		<b>1235878</b>	<b>7</b>	<b>2</b>
<b>Punjab &amp; Himachal Pradesh</b>				
1	AMRITSAR	66009	1	0
2	BHATINDA	107309	1	0
3	JALANDHAR	141733	1	0
4	SHIMLA	242180	1	1
5	LUDHIANA	244243	1	1
6	CHANDIGARH	338045	1	1
		<b>1139519</b>	<b>6</b>	<b>3</b>

**REQUIREMENT OF RPFC & Dy PFC IN FIELD OFFICES**

			RPFC	Dy PFC / APFC
<b>Kerala</b>				
1	THIRUVANANTHAPURAM	25795	1	1
2	KANNUR	63596	1	0
3	KOLLAM	79983	1	0
4	KOTTAYAM	87527	1	0
5	KOZHIKODE	144448	1	0
6	KOCHI	395653	1	0
		<b>797002</b>	<b>6</b>	<b>1</b>
	<b>ALL INDIA</b>	<b>31672977</b>	<b>122</b>	<b>51</b>

## Annexure-XIV

## FIELD OFFICE WISE CADRE

		SSA	SS	EO	RPFC	Dy PFC	APFC	TOTAL
<b>West Bengal, Anadman &amp; Nicobar, Sikkim &amp; NER</b>								
1	SHILLONG	20	4	3	1	0	1	29
2	AGARTALA	21	4	3	1	0	1	30
3	GUWAHATI	80	19	21	1	1	2	124
4	TINSUKIA	40	10	6	1	0	4	61
5	DARJEELING	17	3	2	1	0	1	24
6	PORT BLAIR	17	3	2	1	0	1	24
7	SILIGURI	61	15	14	1	0	2	93
8	BARRACKPORE	77	18	19	1	0	3	118
9	DURGAPUR	80	18	21	1	0	3	123
10	JALPAIGURI	50	12	9	1	1	2	75
11	HOWRAH	87	21	23	1	0	4	136
12	PARK STREET	79	19	17	1	0	5	121
13	JANGIPUR	98	22	17	1	1	5	144
14	KOLKATA	214	47	55	1	1	14	332
		<b>941</b>	<b>215</b>	<b>212</b>	<b>14</b>	<b>4</b>	<b>48</b>	<b>1434</b>
<b>Maharashtra (Thane &amp; Kandivali)</b>								
1	THANE	225	48	51	1	1	13	339
2	VASHI	156	35	38	1	1	5	236
3	KANDIVALI	260	54	58	1	1	16	390
4	NASIK	134	29	34	1	0	5	203
		<b>775</b>	<b>166</b>	<b>181</b>	<b>4</b>	<b>3</b>	<b>39</b>	<b>1168</b>
<b>Tamilnadu (Chennai, Tambaram &amp; Puducherry)</b>								
1	PONDICHERRY	47	12	11	1	0	1	72
2	CHENNAI	319	63	60	1	2	17	462
3	AMBATTUR	141	32	32	1	1	5	212
4	TAMBARAM	121	27	25	1	1	5	180
5	VELLORE	81	18	19	1	0	3	122
		<b>709</b>	<b>152</b>	<b>147</b>	<b>5</b>	<b>4</b>	<b>31</b>	<b>1048</b>
<b>Gujarat, Daman Diu and Madhya Pradesh</b>								
1	VATWA	42	11	10	1	0	1	65
2	NARODA	54	14	14	1	0	1	84
3	BHARUCH	63	15	13	1	0	1	93
4	SURAT	119	27	35	1	1	4	187
5	VAPI	103	25	24	1	0	4	157
6	VADODARA	140	32	33	1	1	6	213
7	RAJKOT	159	36	44	1	0	5	245
8	AHMEDABAD	248	53	62	1	1	14	379
9	SAGAR	32	9	5	1	0	1	48
10	UJJAIN	37	10	8	1	0	1	57
11	GWALIOR	43	11	10	1	0	1	66
12	JABALPUR	78	18	20	1	0	1	118
13	BHOPAL	84	19	20	1	0	2	126
14	INDORE	112	25	31	1	1	4	174
		<b>1314</b>	<b>305</b>	<b>329</b>	<b>14</b>	<b>4</b>	<b>46</b>	<b>2012</b>

FIELD OFFICE WISE CADRE								
		SSA	SS	EO	RPFC	Dy PFC	APFC	TOTAL
<b>Delhi</b>								
1	LAXMINAGAR	83	19	19	1	0	2	124
2	DELHISOUTH	226	48	48	1	1	14	338
3	DELHINORTH	346	73	83	1	2	19	524
		<b>655</b>	<b>140</b>	<b>150</b>	<b>3</b>	<b>3</b>	<b>35</b>	<b>986</b>
<b>Karnataka (Bangaluru &amp; Peenya)</b>								
1	BANGALORE	213	43	38	1	1	15	311
2	PEENYA	123	28	23	1	1	5	181
3	KRPURAM WHITEFIELD	139	28	24	1	1	11	204
4	BOMMASANDRA	166	32	24	1	1	12	236
5	TUMKUR	22	4	3	1	0	1	31
6	YELAHANKA	57	13	9	1	0	2	82
		<b>720</b>	<b>148</b>	<b>121</b>	<b>6</b>	<b>4</b>	<b>46</b>	<b>1045</b>
<b>Maharashtra (Nagpur, Pune) &amp; Chattisgarh</b>								
1	AKOLA	47	12	12	1	0	1	73
2	SOLHAPUR	55	12	11	1	0	2	81
3	AURANGABAD	87	19	21	1	0	3	131
4	KOLHAPUR	107	24	28	1	0	3	163
5	NAGPUR	124	28	32	1	1	5	191
6	PUNE	372	76	78	1	2	19	548
7	RAIPUR (CHATTISGARH)	125	28	34	1	1	5	194
		<b>917</b>	<b>199</b>	<b>216</b>	<b>7</b>	<b>4</b>	<b>38</b>	<b>1381</b>
<b>Uttar Pradesh, Uttarakhand, Bihar &amp; Jharkhand</b>								
1	GORAKHPUR	30	6	5	1	0	2	44
2	ALLAHABAD	33	6	7	1	0	2	49
3	BAREILLY	52	13	13	1	0	1	80
4	ÁGRA	76	18	20	1	0	1	116
5	VARANASI	67	15	16	1	0	2	101
6	HALDWANI	64	14	11	1	0	2	92
7	KANPUR	84	19	21	1	1	2	128
8	LUCKNOW	75	18	17	1	0	3	114
9	MEERUT	127	28	34	1	1	5	196
10	DEHRADUN	85	19	19	1	1	2	127
11	NOIDA	156	35	34	1	1	6	233
12	BHAGALPUR	23	5	4	1	0	1	34
13	MUZAFFARPUR	30	6	6	1	0	2	45
14	RANCHI	91	21	24	1	1	4	142
15	JAMSHEDPUR	82	19	19	1	0	3	124
16	PATNA	65	15	15	1	1	2	99
		<b>1140</b>	<b>257</b>	<b>265</b>	<b>16</b>	<b>6</b>	<b>40</b>	<b>1724</b>
<b>Tamilnadu (Coimbatore &amp; Madurai)</b>								
1	NAGERCOIL	48	13	12	1	0	1	75
2	TIRUNELVELI	101	22	23	1	0	3	150
3	TRICHY	116	25	32	1	0	3	177
4	SALEM	134	30	32	1	0	4	201
5	MADURAI	166	37	43	1	1	6	254

FIELD OFFICE WISE CADRE								
		SSA	SS	EO	RPFC	Dy PFC	APFC	TOTAL
6	COIMBATORE	217	45	48	1	1	13	325
		<b>782</b>	<b>172</b>	<b>190</b>	<b>6</b>	<b>2</b>	<b>30</b>	<b>1182</b>
<b>Maharashtra (Bandra)</b>								
1	BANDRA	401	81	82	1	2	25	592
		<b>401</b>	<b>81</b>	<b>82</b>	<b>1</b>	<b>2</b>	<b>25</b>	<b>592</b>
<b>Haryana &amp; Rajasthan</b>								
1	ROHTAK	77	18	18	1	0	1	115
2	KARNAL	126	28	37	1	0	2	194
3	FARIDABAD	150	32	29	1	1	4	217
4	GURGAON	265	53	48	1	1	16	384
5	KOTA	43	12	10	1	0	1	67
6	JODHPUR	76	18	19	1	0	1	115
7	UDAIPUR	71	17	15	1	0	2	106
8	JAIPUR	181	42	51	1	1	7	283
		<b>989</b>	<b>220</b>	<b>227</b>	<b>8</b>	<b>3</b>	<b>34</b>	<b>1481</b>
<b>Telangana (Hyderabad &amp; Nizamabad)</b>								
1	HYDERABAD	319	65	64	1	2	19	470
2	KUKATPALLI	94	21	21	1	0	4	141
3	PATANCHERU	64	14	12	1	0	2	93
4	SIDDIPET	17	3	2	1	0	1	24
5	WARANGAL	46	12	11	1	0	1	71
6	KARIMNAGAR	45	11	11	1	0	2	70
7	RAJAHMUNDRY	78	18	21	1	0	1	119
8	NIZAMABAD	61	14	9	1	1	6	92
		<b>724</b>	<b>158</b>	<b>151</b>	<b>8</b>	<b>3</b>	<b>36</b>	<b>1080</b>
<b>Karnataka (Mangalore, Gulberga) &amp; Goa</b>								
1	RAICHUR	27	5	6	1	0	1	40
2	CHIKAMAGALUR	35	7	9	1	0	1	53
3	SHIMOGA	40	11	9	1	0	1	62
4	GULBARGA	31	7	7	1	1	1	48
5	UDUPPI	37	10	8	1	0	1	57
6	BELLARY	45	12	11	1	0	1	70
7	MYSORE	85	20	22	1	0	2	130
8	MYSORE ROAD	66	15	12	1	0	2	96
9	HUBLI	97	21	25	1	0	3	147
10	MANGALORE	75	16	15	1	1	5	113
11	GOA	76	18	17	1	1	2	115
		<b>614</b>	<b>142</b>	<b>141</b>	<b>11</b>	<b>3</b>	<b>20</b>	<b>931</b>
<b>Andhra Pradesh &amp; Orissa</b>								
1	GUNTUR	105	24	27	1	1	3	161
2	KUDAPA	97	21	24	1	0	3	146
3	VISHAKAPATNAM	106	24	27	1	0	4	162
4	KEONJHAR	29	6	6	1	0	1	43
5	BERHAMPUR	40	10	8	1	0	1	60
6	ROURKELA	66	16	14	1	0	2	99
7	BHUBANESWAR	126	27	32	1	1	5	192

FIELD OFFICE WISE CADRE								
		SSA	SS	EO	RPFC	Dy PFC	APFC	TOTAL
		<b>569</b>	<b>128</b>	<b>138</b>	<b>7</b>	<b>2</b>	<b>19</b>	<b>863</b>
<b>Punjab &amp; Himachal Pradesh</b>								
1	AMRITSAR	56	15	16	1	0	1	89
2	BHATINDA	88	20	21	1	0	1	131
3	JALANDHAR	81	19	20	1	0	1	122
4	SHIMLA	106	24	26	1	1	2	160
5	LUDHIANA	119	27	31	1	1	3	182
6	CHANDIGARH	141	32	33	1	1	4	212
		<b>591</b>	<b>137</b>	<b>147</b>	<b>6</b>	<b>3</b>	<b>12</b>	<b>896</b>
<b>Kerala</b>								
1	THIRUVANANTHAPURAM	63	13	15	1	1	1	94
2	KANNUR	39	10	9	1	0	2	61
3	KOLLAM	44	11	9	1	0	2	67
4	KOTTAYAM	46	12	11	1	0	1	71
5	KOZHIKODE	81	18	21	1	0	2	123
6	KOCHI	146	34	36	1	0	7	224
		<b>419</b>	<b>98</b>	<b>101</b>	<b>6</b>	<b>1</b>	<b>15</b>	<b>640</b>
	<b>ALL INDIA</b>	<b>12260</b>	<b>2718</b>	<b>2798</b>	<b>122</b>	<b>51</b>	<b>514</b>	<b>18463</b>

Upgradation :

RO, Bandra may be split into 3 Ros

RO, Chennai may be split into 2 Ros

(since there are some technical difficulties the same may be included after centralization)

The following SROs having 5 lakhs contributing members may be upgraded into R.Os

Noida, Vashi, Jangipur, K.R. Puram, Bommasandra, Ambattur



HEAD OFFICE								
	ACC	RPFC	Dy PFC	APFC	EO/AO	SO	Assistant	SSA
CSD	1	3	0	0	0	4	8	8
PUBLICITY	0	4	0	0	0	1	1	1
RTI	0	0	0	0	0	1	1	1
PENSION	1	3	0	0	0	4	8	4
IWU	0	3	0	0	0	1	2	2
FINANCE	1	6	0	1	0	8	20	10
IMC	1	8	0	0	0	3	8	3
COMPLIANCE	1	6	0	0	0	4	8	2
RECOVERY	0	3	0	0	0	4	6	3
EXEMPTION	1	3	0	0	0	4	6	3
CAIU	0	6	0	0	4	8	12	4
HRM & EXAM	3	20	0	0	0	14	35	35
CPFC Secretariat	0	0	0	0	1	0	1	1
Legal	1	5	0	0		4	4	8
Scheme Amendment & Work Study		3	0	0		2	3	2
<b>TOTAL</b>	<b>10</b>	<b>73</b>	<b>0</b>	<b>1</b>	<b>5</b>	<b>62</b>	<b>123</b>	<b>87</b>

one APFC is kept for Pre-Audit purpose in Head Office.

## LIST OF OFFICERS NOT INCLUDED IN REGULAR POST

CENTRAL P.F. COMMISSIONER	1
PRESIDING OFFICER : TRIBUNAL	2
FA & CAO	1
C.V.O	1
ACC (HQ)	2
DIRECTOR (IS)	5
DD (IS)	31
AD (IS)	93
RPFC-I (VIG)	4
DD (VIG)	3
DIRECTOR (OL)	1
JOINT DIRECTOR (OL)	1
DD (OL)	4
AD (OL)	62
SR. HT	81
JR. HT	173
PROGRAMMER	161
D.P.A	262
CHIEF ENG	1
EX ENG (C)	1
EX ENG (E)	1
AST ENG (C)	18
AST ENG (E)	3
JR ENG (C)	44
JR ENG (E)	2
DEPUTY DIR (AUDIT)	4
ASST DIR (AUDIT)	9
ASST DIR (VIG)	5
PROF (NATRSS), RPFC-I GRADE	1
ASSOCIATED PROF (NATRSS), RPFC-II GRADE	2
ASSISTANT PROF (NATRSS), APFC GRADE	1
LIBRARIAN (NATRSS)	1
RPFC-II (PUBLICITY)	3
SCD, SPL GRADE	5
SCD, ORDINARY GRADE	32
SCD, GRADE-II	33
SCD, GRADE-II	38
<b>TOTAL</b>	<b>1092</b>

NATRSS & ZTIs											
	JS Level	ACC	RPFC*	Dy. PFC	APFC	EO/AO	SO	Assistant	SS	SSA	Librarian
NATRSS	1	1	4	0	2	2	2	3	0	6	1
ZTI-FARIDABAD			1	1	0	1	0	0	1	1	0
ZTI-UJJAIN			1	1	0	1	0	0	1	1	0
ZTI-KOLKATA			1	1	0	1	0	0	1	1	0
ZTI-CHENNAI			1	1	0	1	0	0	1	1	0
SUB ZTI-SHILLONG			0	1	0	1	0	0	1	1	0
<b>TOTAL</b>	<b>1</b>	<b>1</b>	<b>8</b>	<b>5</b>	<b>2</b>	<b>7</b>	<b>2</b>	<b>3</b>	<b>5</b>	<b>11</b>	<b>1</b>

\*3 Posts of RPFC and 1 post of APFC will be on deputation basis as faculty for NATRSS.

**AUDIT - Head Quarters & Field**

	ACC	RPFC / Director	Dy PFC / Dy. Director	APFC/ Assistant Director	EO-AO/Assistant Audit Officer	SS/ Auditor
Head Office	1	1	2	2	4	4
<b>Zonal</b>						
ZONE-A			5	15	25	25
ZONE-B			11	22	44	44
Internal Audit Party (HQ)			2	2	6	4
<b>TOTAL</b>	<b>1</b>	<b>1</b>	<b>20</b>	<b>41</b>	<b>79</b>	<b>77</b>

ZONE-A, Number of Zones is 5 (five) having the highest contributory members.

ZONE-B, Number of Zones is 11 (eleven).

Zone A: 1 Dy PFC / DD, 3 APFC / AD, 5 EO/ AAO, 5 SS/Auditor for each Zone.

Zone B: 1 Dy PFC / DD, 2 APFC / AD, 4 EO/ AAO, 4 SS/Auditor for each Zone.

## PHYSICAL FACILITY DIVISION

	C.E	RPFC	E. E-Civil	EE- Electrical	APFC	AE Civil	AE Electrical	JE Civil	JE Electrical	S.O	Audit Officer/ AO	SSA
Head Office	1	1	1	1	4	4	2	4	2	2	2	18
Bigger Zonal Offices						13						16
Bigger Offices (Erstwhile RO)								40				
NATRSS						1						1
NDC							1					1
Total	1	1	1	1	4	18	3	44	2	2	2	36

## IS DIVISION

	ACC (IS)	RPFC	Dy PFC	APFC	Director	DD	AD	Programmer	DPA	SO	Assistant	SSA
Head Office	1	3	2	2	1	3	4	4	10	4	8	8
Zonal Offices					0	13	40	105	167			
NDC		5	2	2	4	8	24	32	40	3	4	12
NATRSS/ ZTI						1	4		6			
PRIMARY DATA CENTRE						3	12	12	18			
SECONDARY DATA CENTRE						2	3	6	6			
FINANCE DIVISION	IMC						2		3			
	IAS						2		3			
UNORGANISED SECTOR						1	2	2	3			
<b>Total</b>	<b>1</b>	<b>8</b>	<b>4</b>	<b>4</b>	<b>5</b>	<b>31</b>	<b>93</b>	<b>161</b>	<b>256</b>	<b>7</b>	<b>12</b>	<b>20</b>

OFFICAL LANGUAGE								
	Director	Joint Director	DD OL	AD OL	SR HT	JR HT	S.O	SSA
<b>Head Office</b>	1	1	2	10	10	10	2	4
<b>OFFICE UNITS</b>			2	51	70	157		
<b>NATRSS</b>				1	1	2		
<b>NDC</b>								
<b>ZTI</b>						4		
<b>Total</b>	<b>1</b>	<b>1</b>	<b>4</b>	<b>62</b>	<b>81</b>	<b>173</b>	<b>2</b>	<b>4</b>

Membership <2 Lakh : 1 Jr HT

Membership 2-5 Lakhs : 1 Jr HT & 1 Sr HT

Membership 5-10 Lakhs : 2 Jr HT & 1 Sr HT

Membership more than 10 lakhs : 2 Jr HT & 1 Sr HT

<b>Annexure-XXII</b>							
<b>VIGILANCE</b>							
	ACC	RPFC*	Dy PFC	APFC	S.O	ASSISTANT	SSA
<b>Head Office</b>	<b>1</b>	<b>0</b>	<b>2</b>	<b>2</b>	<b>4</b>	<b>6</b>	<b>2</b>
<b>Zonal</b>							
<b>ZVD(9)</b>		<b>5</b>	<b>9</b>	<b>9</b>			<b>34</b>
<b>Total</b>	<b>1</b>	<b>5</b>	<b>11</b>	<b>11</b>	<b>4</b>	<b>6</b>	<b>36</b>

\* One post of RPFC in Head Office is on Deputation.

\* Four posts of RPFC in ZVDs is on Deputation



## TRIBUNAL

	RPFC Departmental Representatives	APFC/ Deputy Register	EO	SSA
Delhi EPFAT	1	1		2
Bangalore EPFAT	1	1		2
Delhi DR Office	1		1	2
Bangalore DR Office	1		1	2
<b>Total</b>	<b>4</b>	<b>2</b>	<b>2</b>	<b>8</b>

**Annexure-XXIV****IN THE OFFICE OF THE HON'BLE CHAIRMAN**

SO	1
ASSISTANT	1
SR HT	1
JR HT	1
PS	1
SSA	3
SCD	1
	<b>9</b>

**IN THE OFFICE OF THE HON'BLE VICE CHAIRMAN**

SO	1
ASSISTANT	1
SR HT	1
JR HT	1
PS	1
SSA	3
SCD	1
	<b>9</b>

## ALL CADRE - HEAD OFFICE AND FIELD OFFICE

WORK AREA	JS Level	ACC	RPFC	Dy PFC	APFC	EO/AO	SO	ASSISTANT	SS	SSA	DEO	LDC
HEAD OFFICE	5	10	73	0	1	5	62	123		87	4	21
NATRSS/ ZTI	1	1	8	5	2	7	2	3	5	11		
ZONAL OFFICE	5	11	37	21	0	53	32	94		21		
AUDIT		1	1	20	41	79			77			
PFD			1	0	4	2	2			36		
OL							2			4		
VIGILANCE	1	1	5	11	11		4	6		36		
IS		1	8	4	4		7	12		20		
TRIBUNAL				4	2	2				8		
<b>TOTAL - OTHER THAN FIELD OFFICE</b>	<b>12</b>	<b>25</b>	<b>133</b>	<b>65</b>	<b>65</b>	<b>148</b>	<b>111</b>	<b>238</b>	<b>82</b>	<b>223</b>	<b>4</b>	<b>21</b>
Field Offices			122	51								
SMALL STATE OFFICES					5	15			5	20		
COMPLIANCE						2375			1328	5302		
SERVICE AREA (CLAIM)						258			575	3129		
COMPLIANCE , SERVICE AREA & ACCOUNTS					343							
LEGAL					40	108				157		
PENSION					43	65			137	388		
ADM					14				144	790	38	192

**ALL CADRE - HEAD OFFICE AND FIELD OFFICE**

<b>WORK AREA</b>	<b>JS Level</b>	<b>ACC</b>	<b>RPFC</b>	<b>Dy PFC</b>	<b>APFC</b>	<b>EO/AO</b>	<b>SO</b>	<b>ASSISTANT</b>	<b>SS</b>	<b>SSA</b>	<b>DEO</b>	<b>LDC</b>
PGHS, RTI, DAK,					15	92			87	542	38	190
CASH, B/S, A/C					14				145	794	37	190
CO-ORD, MIS									20	458		
EXEMPTION				0	30	8			31	60		
PRO, GRIEVANCE					15				143	640		
<b>TOTAL - FIELD OFFICE</b>	<b>0</b>	<b>0</b>	<b>122</b>	<b>51</b>	<b>519</b>	<b>2921</b>	<b>0</b>	<b>0</b>	<b>2615</b>	<b>12280</b>	<b>113</b>	<b>572</b>
<b>GRAND TOTAL</b>	<b>12</b>	<b>25</b>	<b>255</b>	<b>116</b>	<b>584</b>	<b>3069</b>	<b>111</b>	<b>238</b>	<b>2697</b>	<b>12503</b>	<b>117</b>	<b>593</b>
<b>REGULAR STAFF TOTAL</b>										<b>20308</b>		